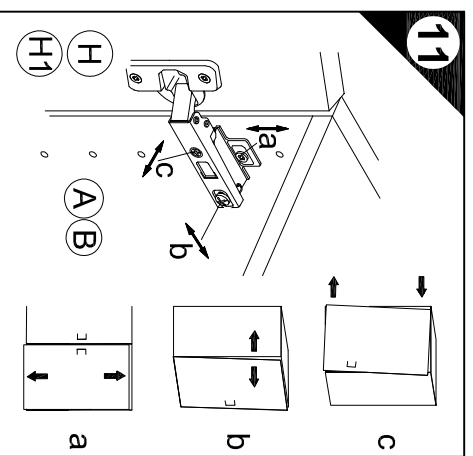
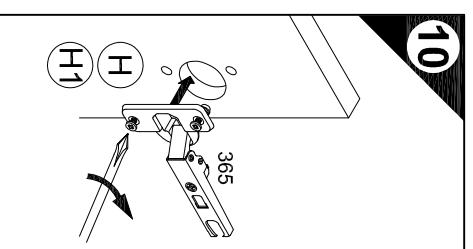
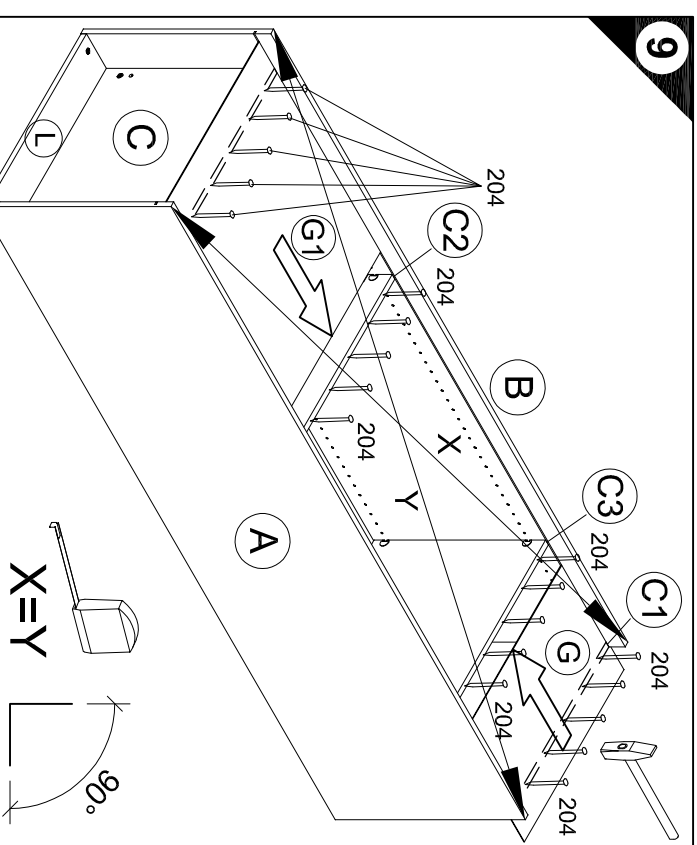
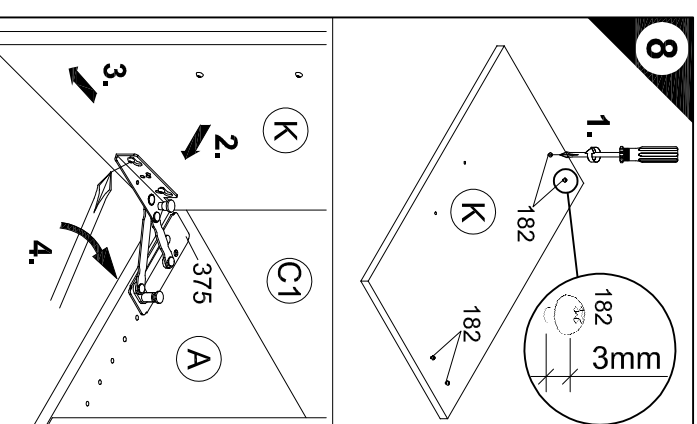
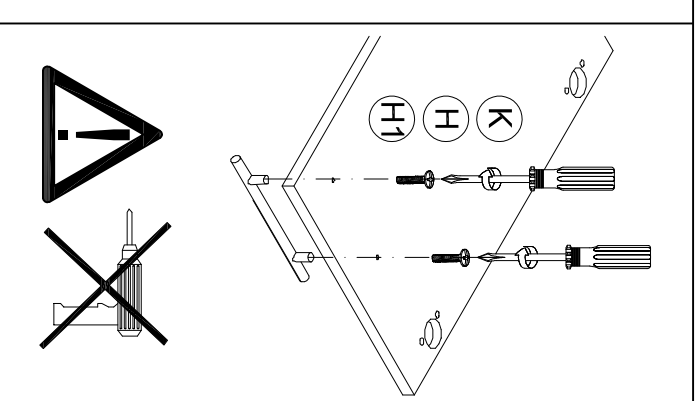
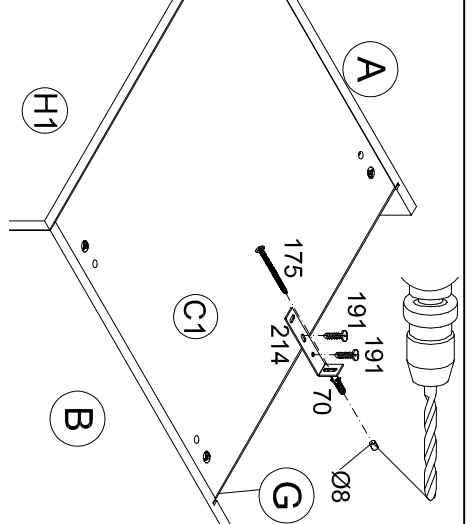


D Holzunterlage verwenden!
Front andrücken, scharfen Bohrer verwenden und mit wenig Druck durchbohren!
Use a wooden base!
Press front down, use sharp drill bit and, by applying slight pressure, drill a hole
Utiliser un support en bois !
Appuyer sur la façade, utiliser un foret bien affûté et percer en appliquant une faible pression !
Houten onderlegger gebruiken!
Druk het front aan, gebruik een scherp boor en oefen bij het boren weinig druk uit!
!Utilizar una base de madera!
!Presionar el frente, utilizar una broca afilada y taladrar con poca presión!
Utilizzare una base di legno! Appoggiare la facciata, utilizzare una punta di trapano affilata e trapanare esercitando solo una leggera pressione!
Использовать деревянную подложку!
Прижать фасад, использовать острое сверло и просверлить с незначительным давлением!
Używać podkładkę z drewna!
Docisnąć front, użyć ostrego wiertła i przewiercić, używając małej sily nacisku!

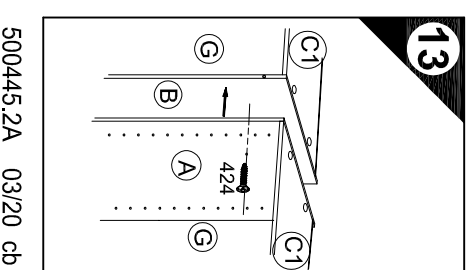
H Alkalmazzon fa alátételt!
Nyomja le az előlapot, használgjon éles fúró, és kis nyomással furja át!
Use a wooden base!
Použijte dřevěný podklad!
Přitlačte čelo, použijte ostrý vrták a provrtáje pomocí malého tlaku!
Uporabite leseno podlogo!
Pritisnite lichenico ter z ostrim svedrom in z majhnim pritiskom izvrtajte luknjico!
Käytä puualustaa!
Paina etulevy rakolliseen, käytä teräväää poranterää ja poraa reikä vain keuhästi painamalla!
Använd ett träunderlag!
Tryck fronten mot underlaget, använd vass borr och borra igenom med ett lätt tryck!
SK Pouzite drevený podklad!
S Přitlačte front, použijte ostrý vrták a provrtáje mírným tlakom!
RO suport de lemn! Împingeți frontul, utilizați un burghiu ascuțit și perforați exercitând doar o presiune redusă!
TR Ahşap taban kullanını!
Önden bastırın, keskin matkap ucu kullanın ve az basınç uygulayarak delini!



D Wandbefestigung zwingend erforderlich!
Wall fixing essential!
A fixer impérativement au mur!
Wandbevestiging dringend vereisist!
!Fijación en la pared absolutamente necesaria!
Il fissaggio alla parete è indispensabile!
I крепление к стене обязательно!
RUS Крепление до стіны беззастгднне konieczne!
PL Moscowanie do sciany bezwzgdnnie konieczne!
H A falra törtető rögzítésre feltétlenül szükséges van!
CZ Násťná montáž nezbytné nutná!
SLO Obvezna je pritrditev na steno!
FIN Kiinnittävä ehdottomasti seinään!
S Ett väggfäste är absolut nödvändigt!
RO Fixarea la perete este neapărat necesară!
TR Duvara sabitlememesi kesinlikle gerektir!


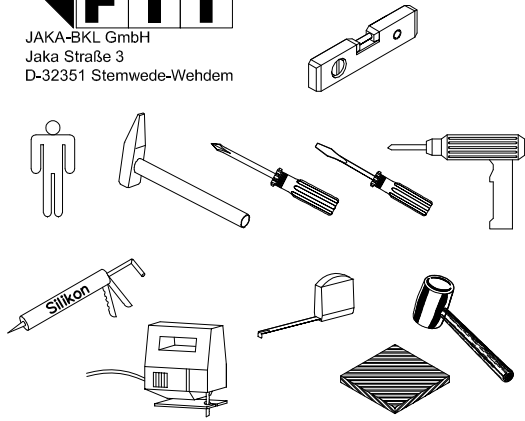


D Untergrund und Befestigungsmittel auf Eignung prüfen!
Check substrate and fixings for suitability!
GB Check substrate and fixings for suitability!
F Controlier si le support et les moyens de fixation sont bien adéquats !
NL Ondergrond en bevestigingsmaterialen op functionaliteit controleren!
E Comprobar el suelo y los medios de fijación en cuanto a su aptitud!
I Controlare fiidoneită del fondó e del materiale di fissaggio!
RUS Основание и крепежный материал проверить на пригодность!
PL Podłoże oraz materiały do zamocowania sprawdzić na ich przydatność!
H Az alapfaliiletet és a rögzítő anyagokat megfellelőség szempontjából ellenőrizni kell!
CZ Přezkoušejte podklad a vhodnost upevňovacích prostředků!
SLO Preverite, če se ujemajo spodnja stran in pritrdilna sredstva!
FIN Tarkista alustan ja kiinnitysvälineiden sopivuus!
S Kontrollera att underlaget och fästmedlen är lämpliga!
RO Preverite vîndnosr podkladu a upevňovacih prostriedkovi!
TR Zeminin ve bağlanti elemanlarının uygunluğunu kontrol edini!

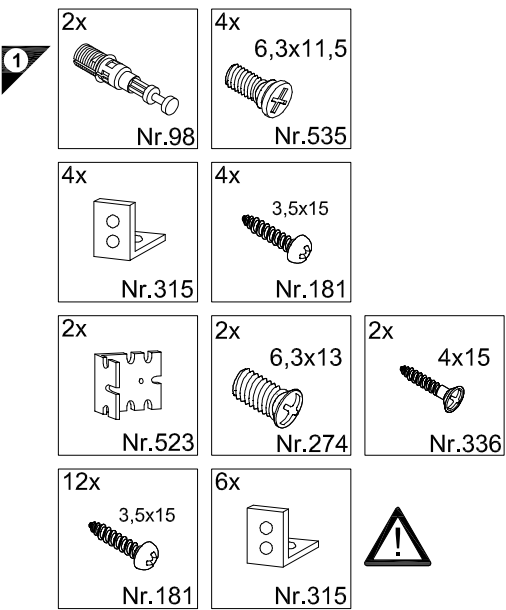


**OPTI
FIT**

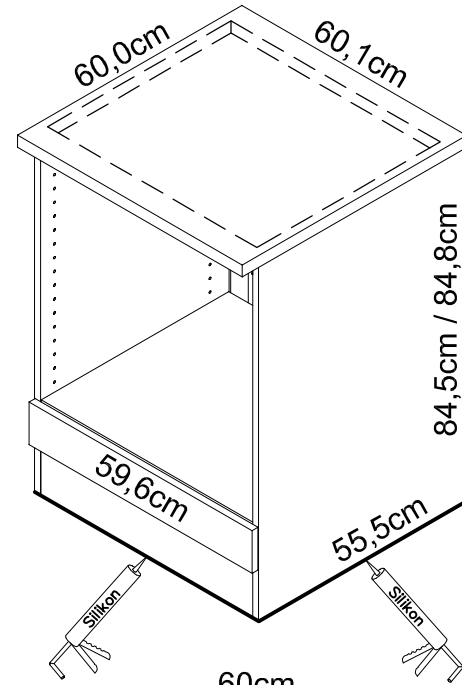
JAKA-BKL GmbH
Jaka Straße 3
D-32351 Stemwede-Wehden



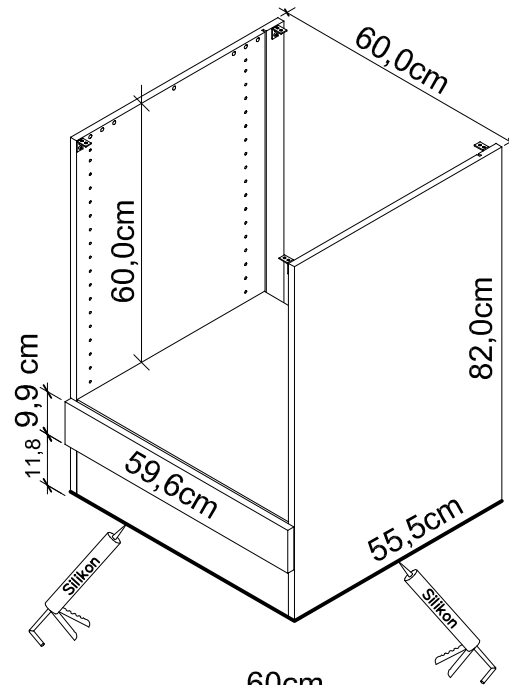
1 → 2 → 3 ...



Montageanleitung

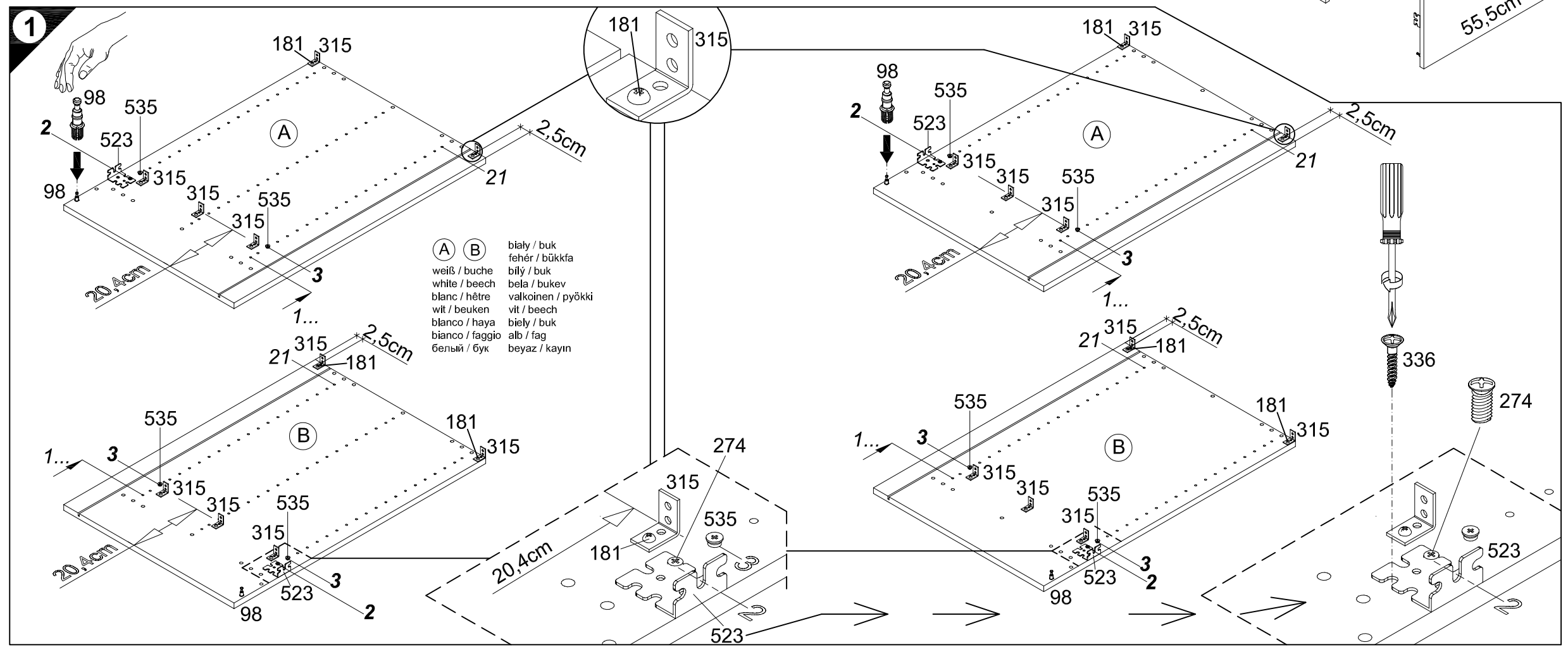
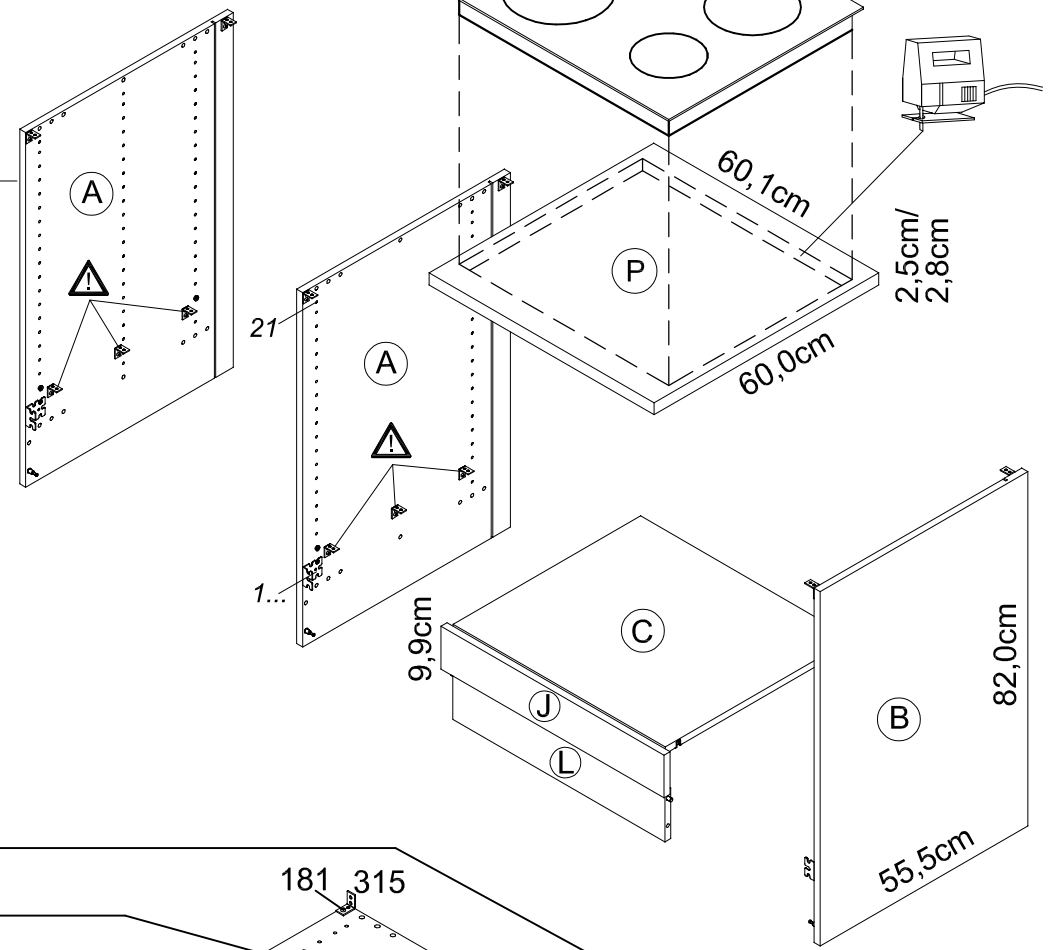



60cm
U634-6 / U634-9



60cm
UO634-6 / UO634-9

(A) weiß / buche
white / beech
blanc / hêtre
wit / beuken
blanco / haya
bianco / faggio
белый / бук
biały / buk
fehér / bükkfa
bílý / buk
bela / bukev
valkoinen / pyökki
vit / beech
biely / buk
alb / fag
beyaz / kayın



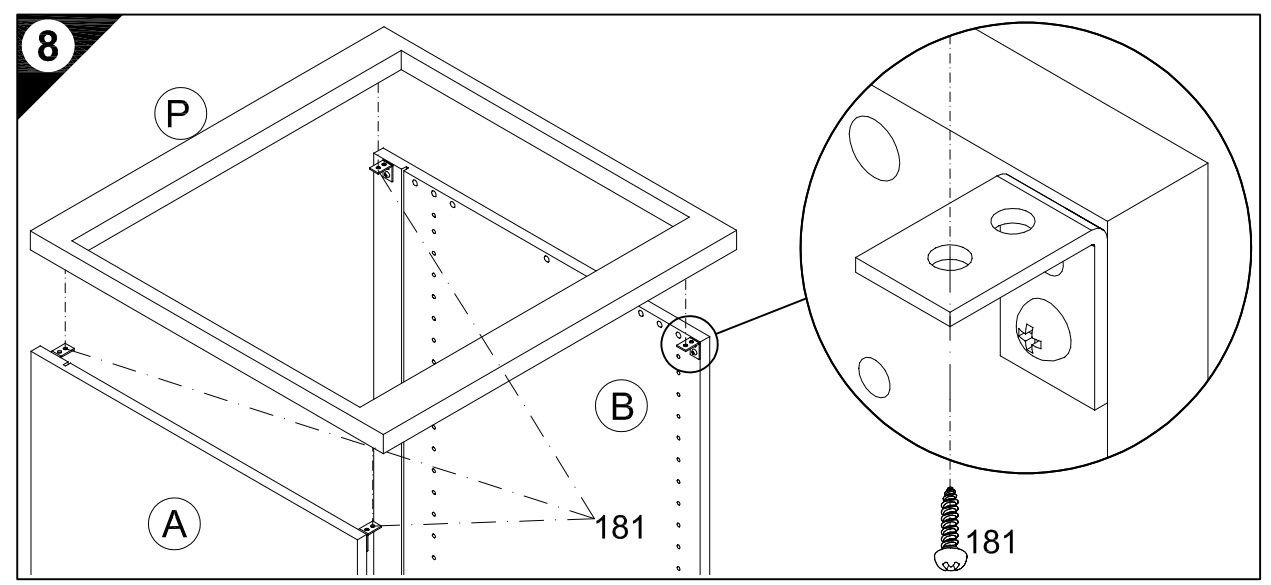
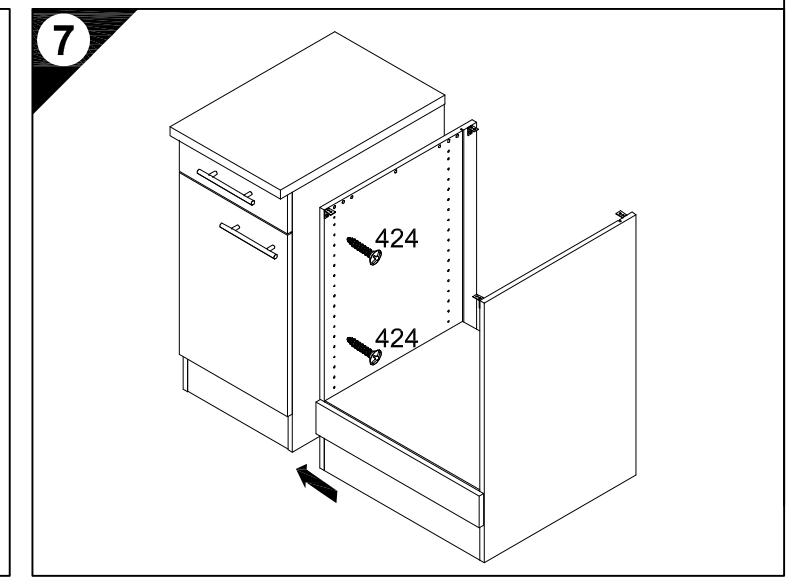
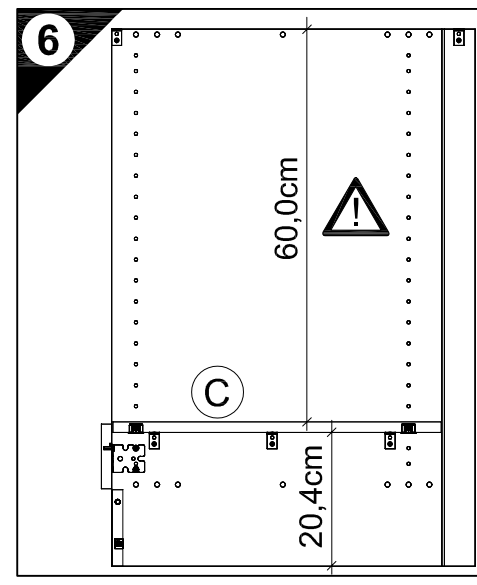
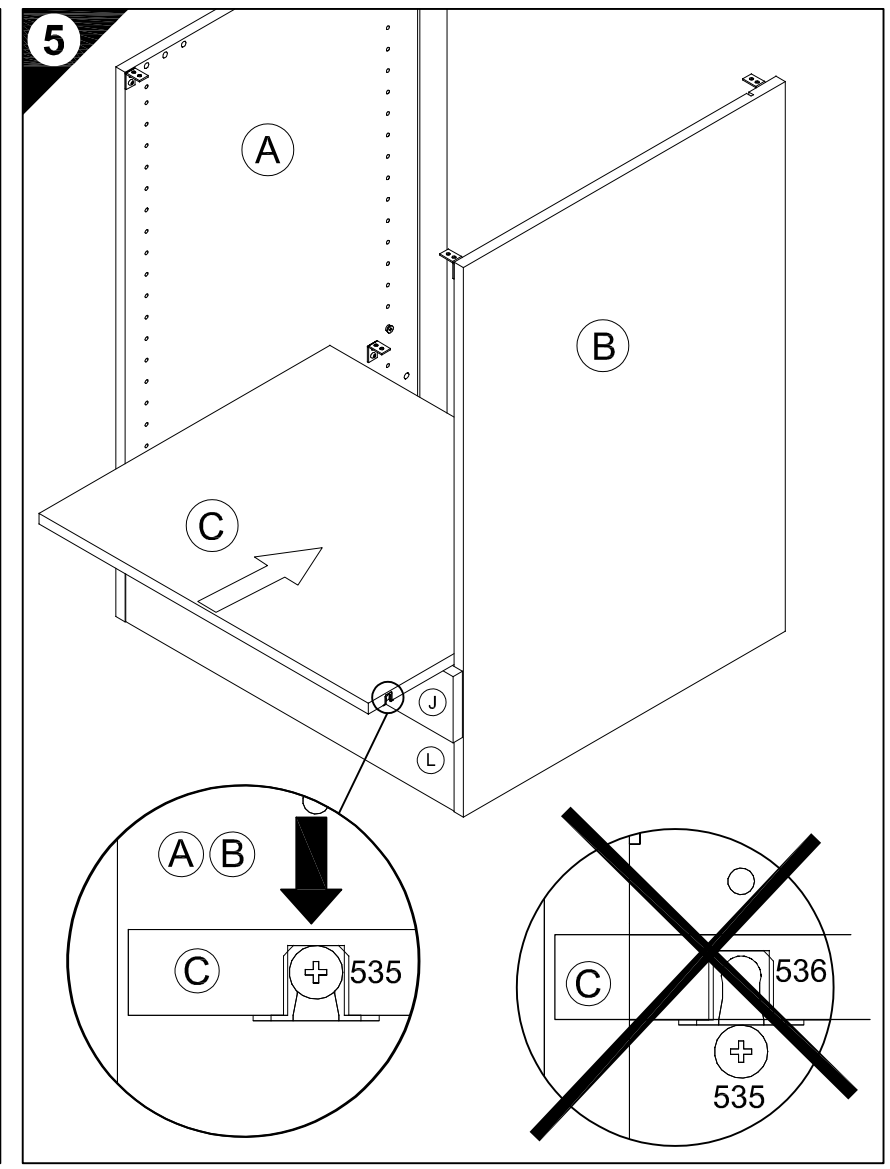
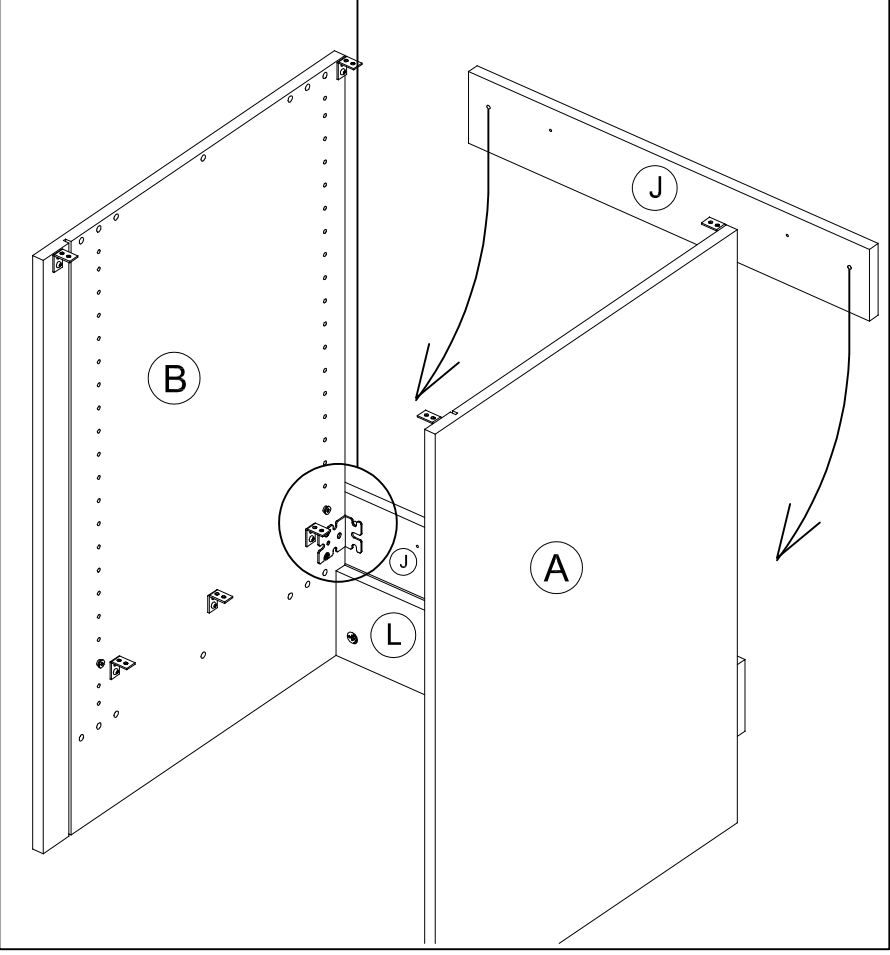
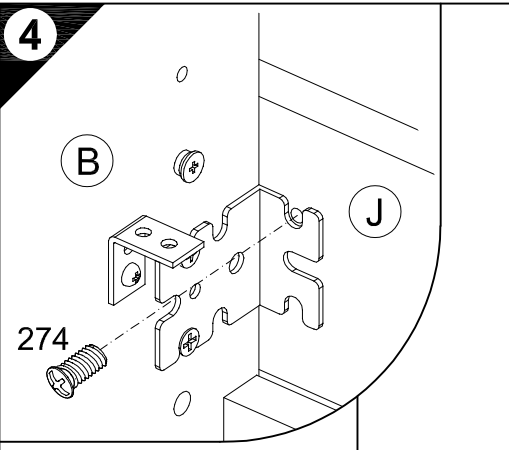
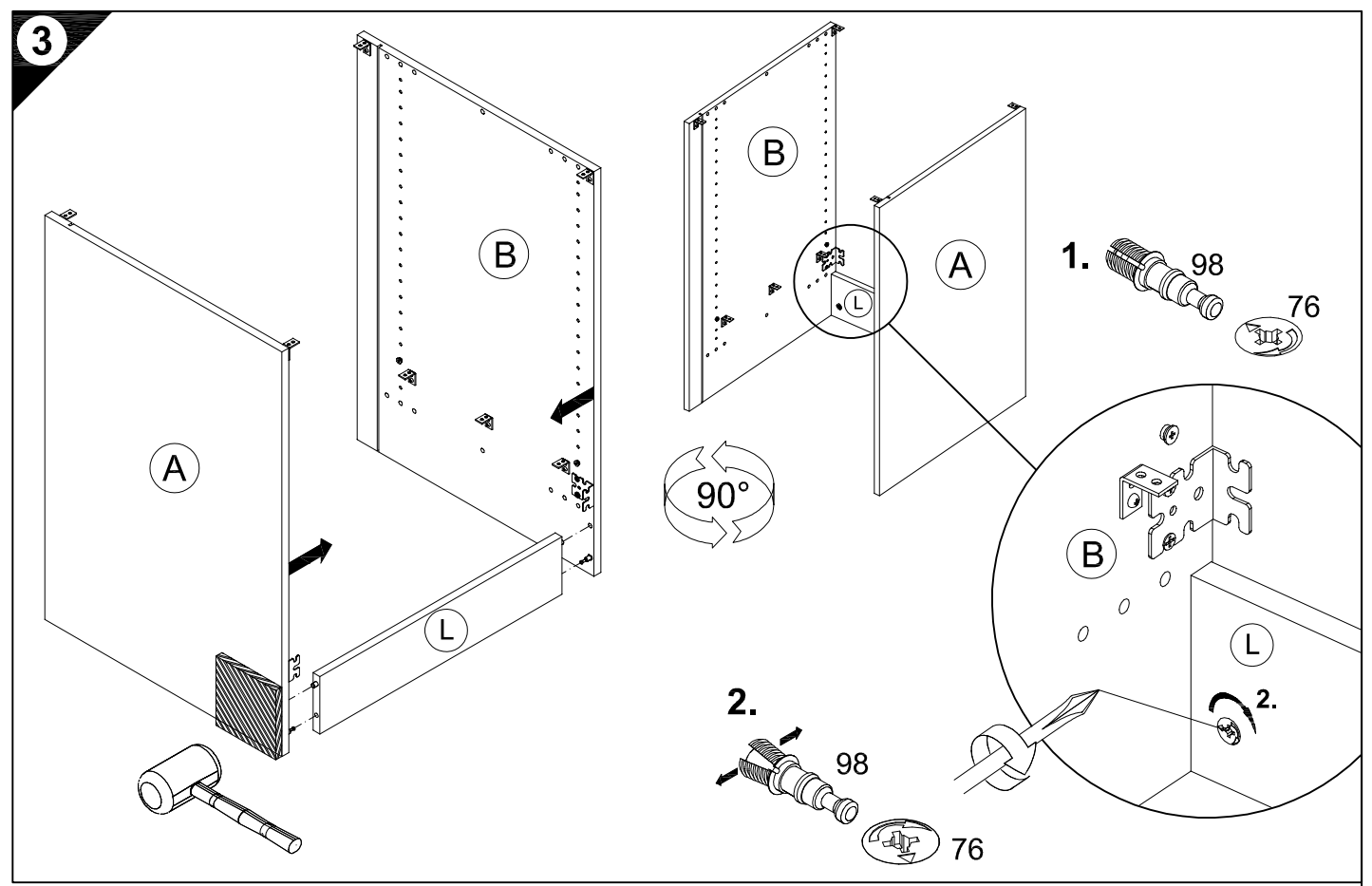
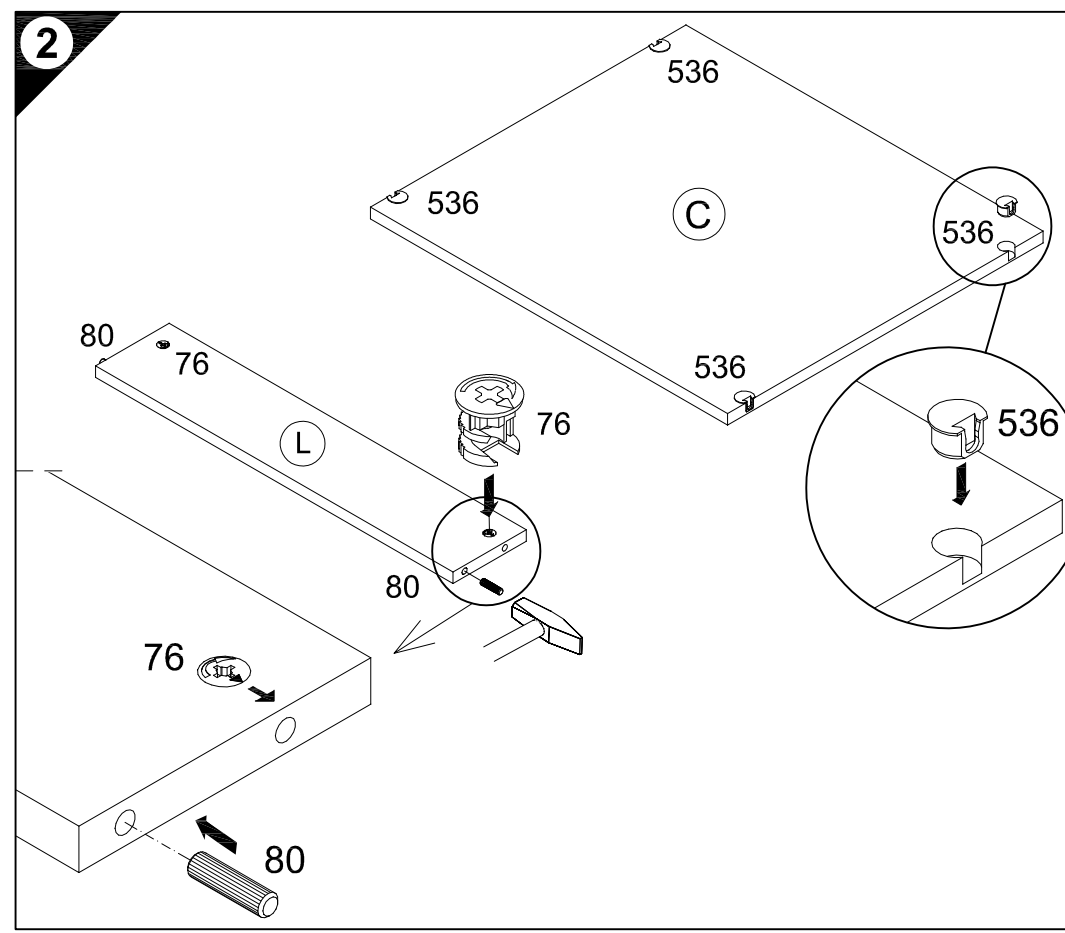
Service-Hotline
01805-678101
0,14€ pro Minute
++49 für Österreich
Auslandstarif pro Minute
service@jaka-bkl.de
voor Nederland en België
00800-40119350
benelux@jaka-bkl.de

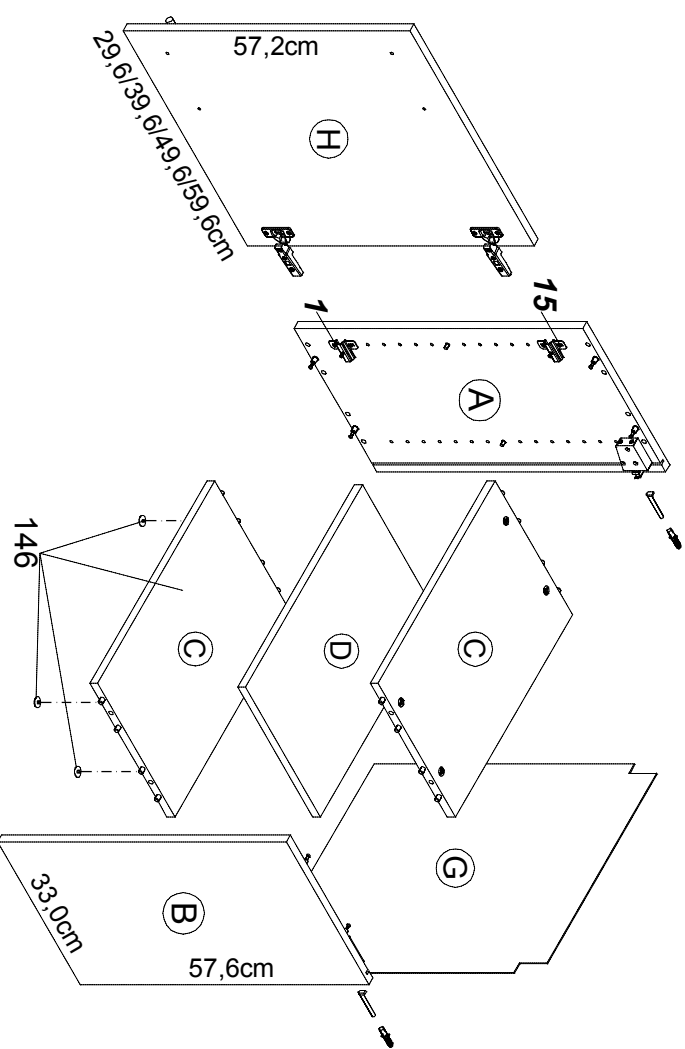
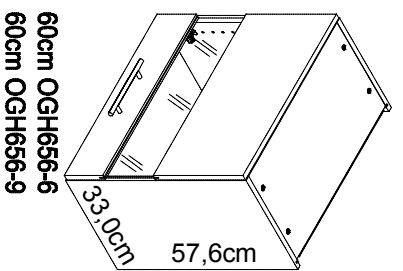
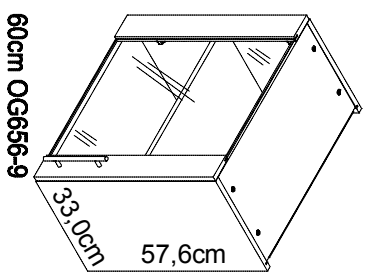
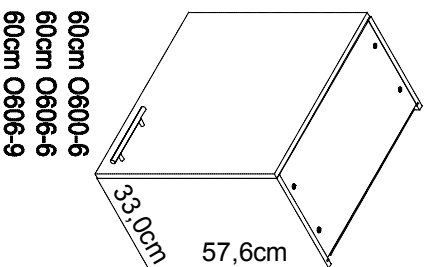
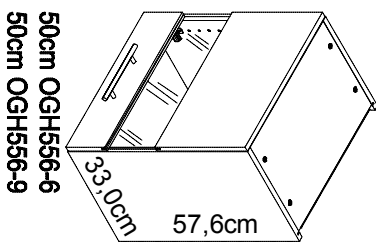
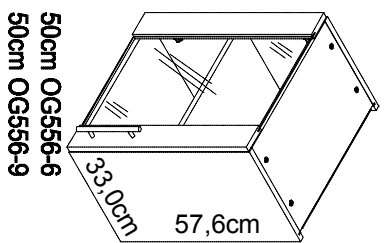
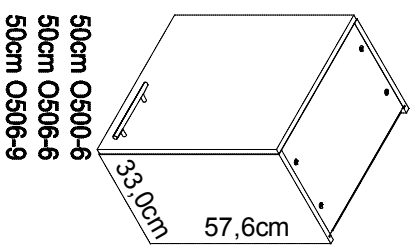
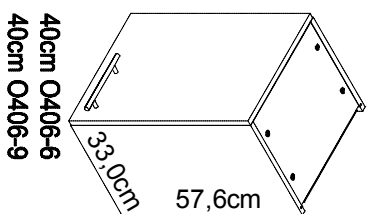
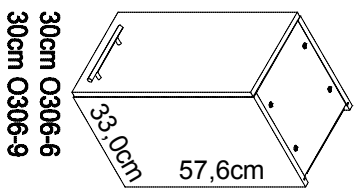
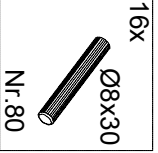
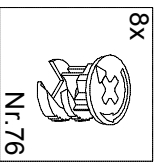
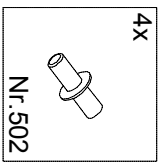
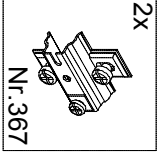
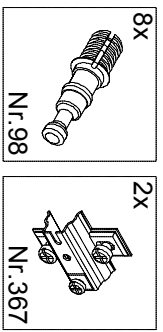
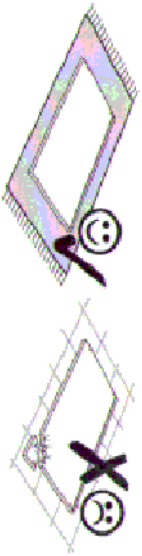
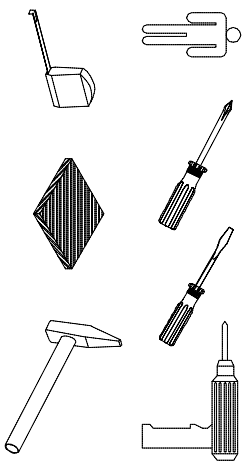
Ersatzteile/Spare parts/pièces de rechange/Reserveonderdelen/Piezas de recambio/Ricambi/Запасные части/Części zamienne/pótalkatrészek/Náhradní části/Nadomestni deli/varaosat/reservdelar/náhradné diely/Utilizați piese de schimb/Yedek parçalar

60cm	U(O)634-6	A E981021	B E981022	C E950223	J E940560	L E970973	P E441103
60cm	U(O)634-9	A E961021	B E961022	C E950223	J E940560	L E970973	P E540103
weiß/buche white/beech....	U(O)634-9	A E981021	B E981022	C E950223	J E940560	L E970973	P E540103

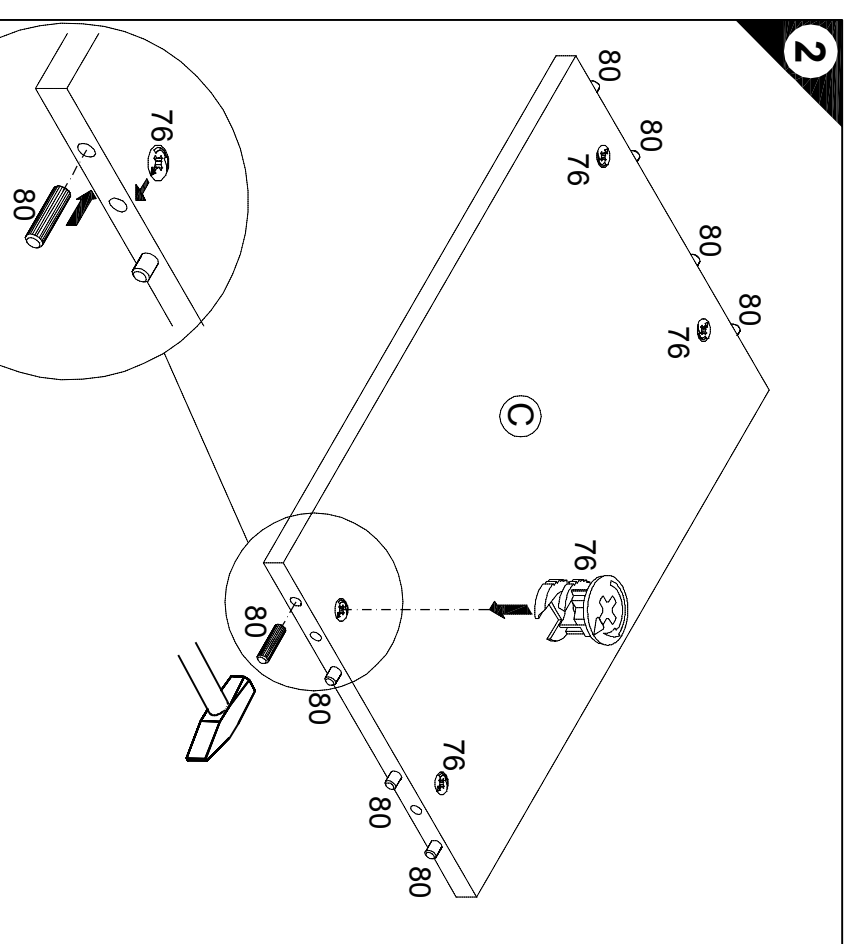
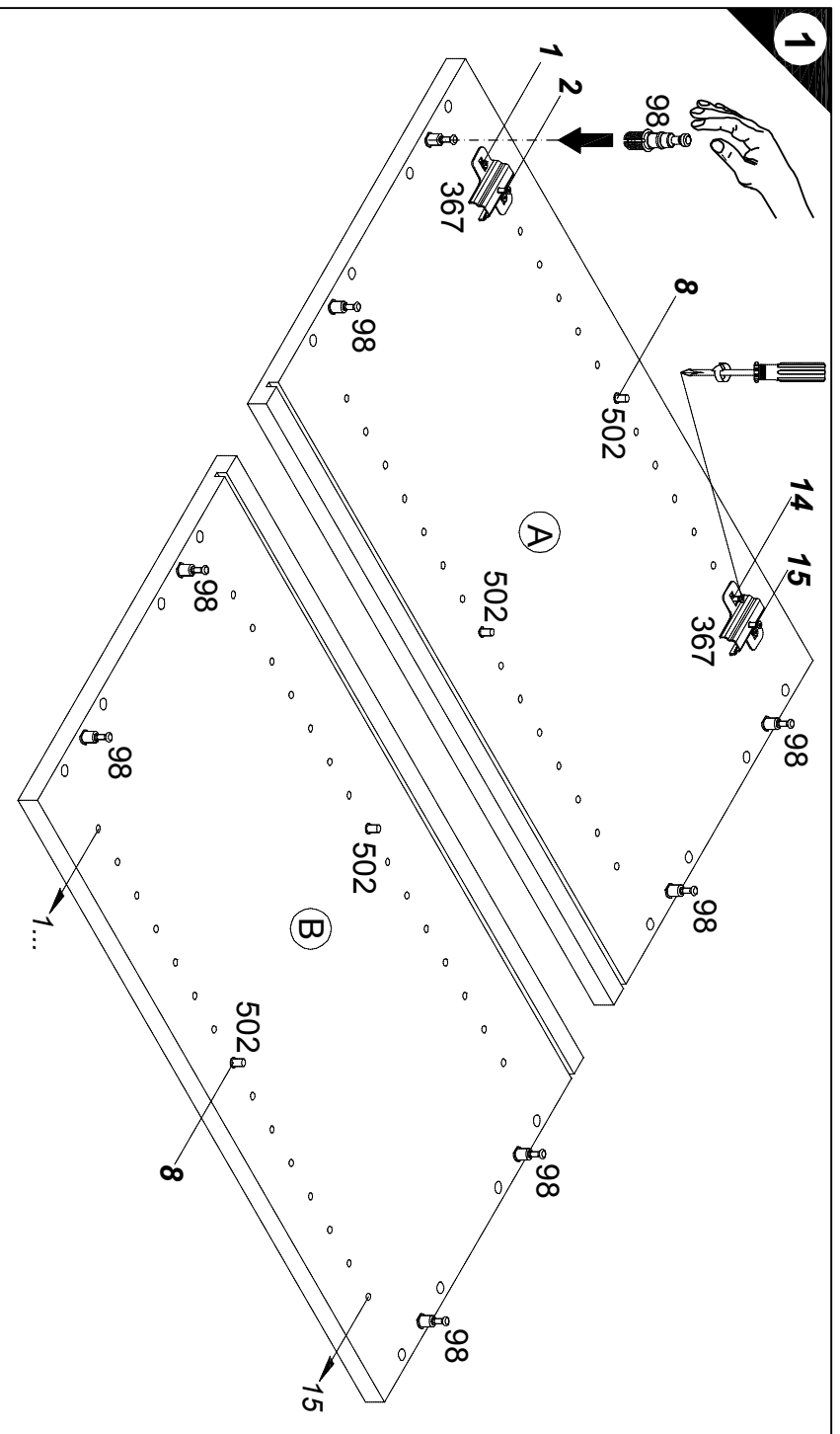
1 → 2 → 3 ...

- 2x Nr.76
- 2x Ø8x30 Nr.80
- 4x Nr.536
- 2x 6,3x13 Nr.274
- 2x 4x30 Nr.424
- 4x 3,5x15 Nr.181





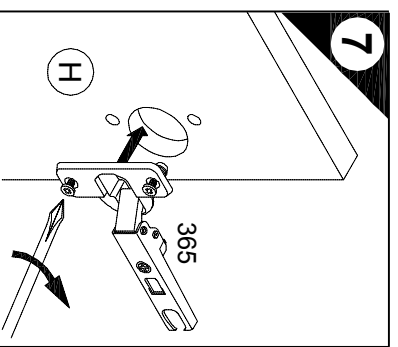
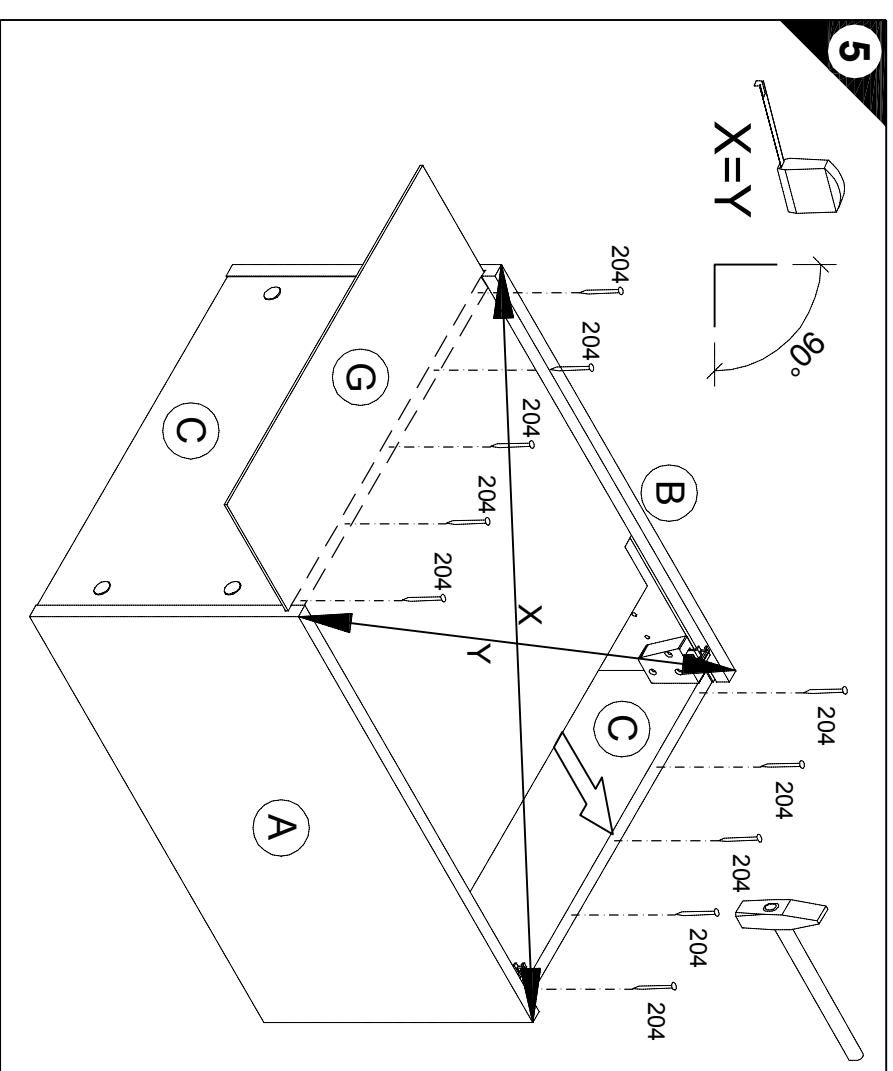
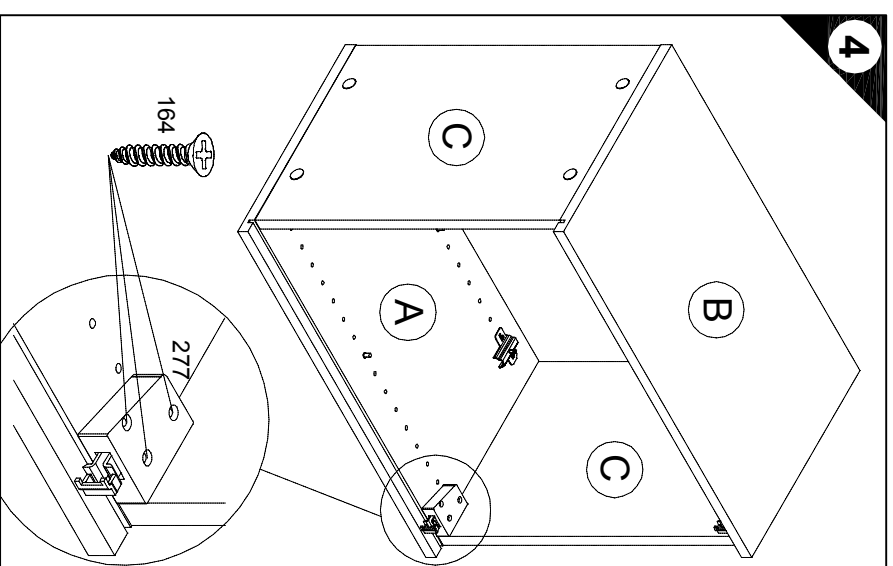
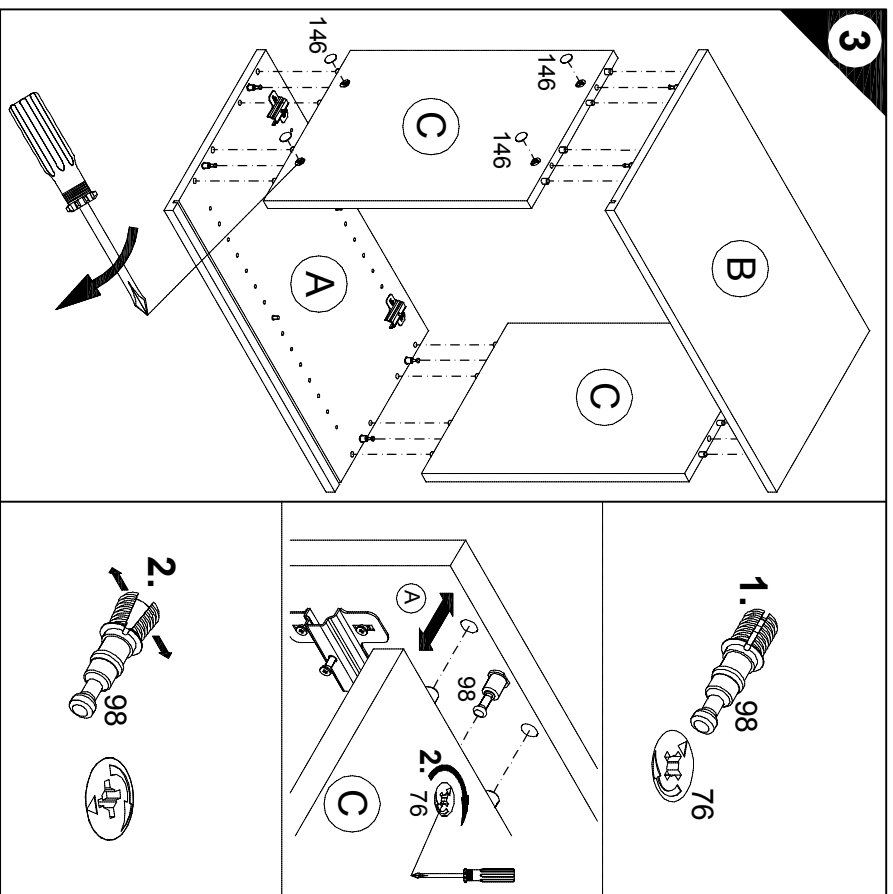
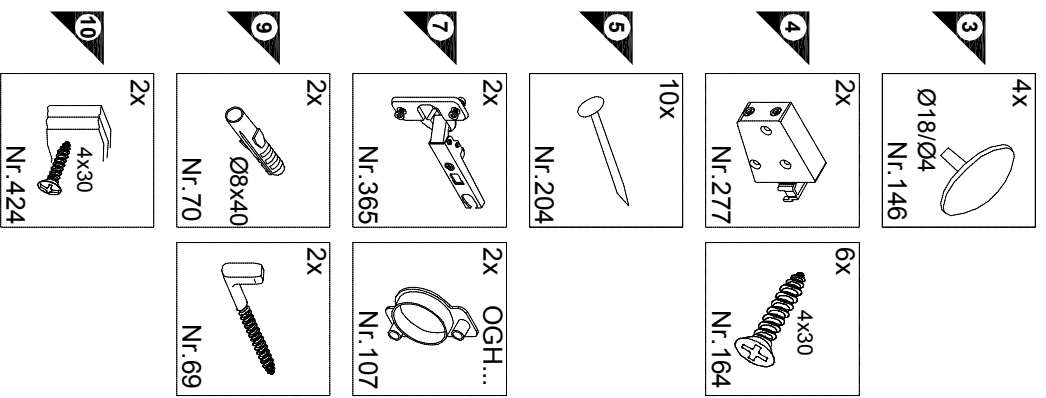
Montageanleitung



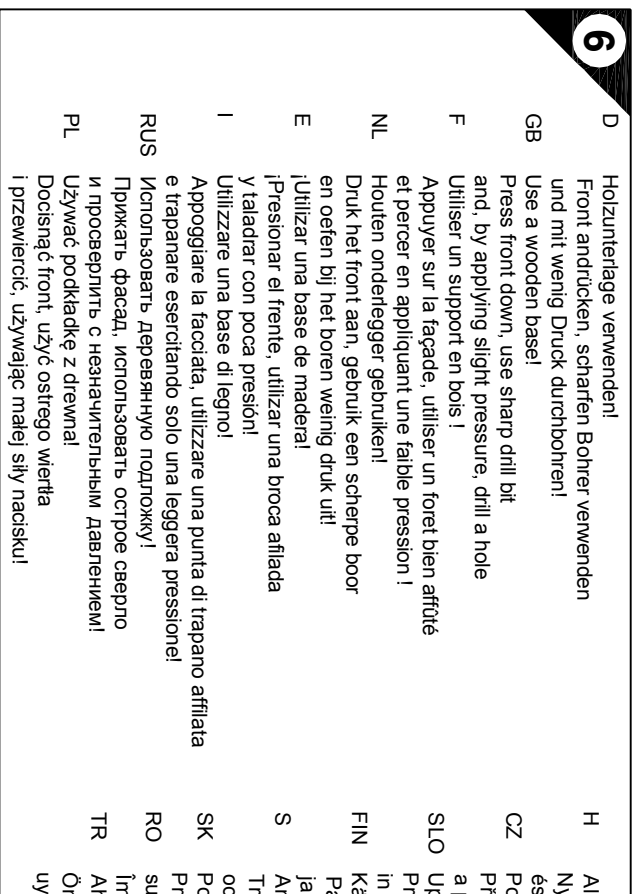
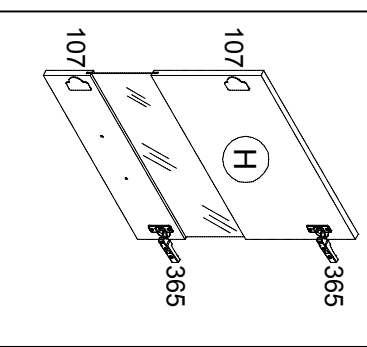
Service-Hotline
01805-678101
0,14€ pro Minute
+ +49 für Österreich
Auslandstarif pro Minute
service@jaka-bkl.de
voor Nederland en België
00800-40119350
benelux@jaka-bkl.de

- | | | | | | | |
|------------------|-------------|-------------|-------------|-------------|-------------|-------------|
| 30cm O306-6/ -9 | (A) E940036 | (B) E940036 | (C) E941236 | (D) E940336 | (G) E971015 | (H) E940614 |
| 40cm O406-6/ -9 | (A) E940036 | (B) E940036 | (C) E941235 | (D) E940335 | (G) E971014 | (H) E940613 |
| 50cm O500 | (A) E940036 | (B) E940036 | (C) E941234 | (D) E940334 | (G) E970032 | (H) E980612 |
| 50cm O506-6/ -9 | (A) E940036 | (B) E940036 | (C) E941234 | (D) E940334 | (G) E970032 | (H) E940612 |
| 60cm O600 | (A) E940036 | (B) E940036 | (C) E941233 | (D) E940333 | (G) E971012 | (H) E980611 |
| 60cm O606-6/ -9 | (A) E940036 | (B) E940036 | (C) E941233 | (D) E940333 | (G) E971012 | (H) E940611 |
| 50cm OGS56-6/ -9 | (A) E940036 | (B) E940036 | (C) E941234 | (D) E940334 | (G) E970032 | (H) E940614 |
| 50cm OGH56-6/ -9 | (A) E940036 | (B) E940036 | (C) E941233 | (D) E940333 | (G) E971012 | (H) E940613 |
| 60cm OGS66-9 | (A) E940036 | (B) E940036 | (C) E941233 | (D) E940333 | (G) E971012 | (H) E940612 |
| 60cm OGH66-6 | (A) E940036 | (B) E940036 | (C) E941233 | (D) E940333 | (G) E971012 | (H) E940611 |

1 → 2 → 3 ...

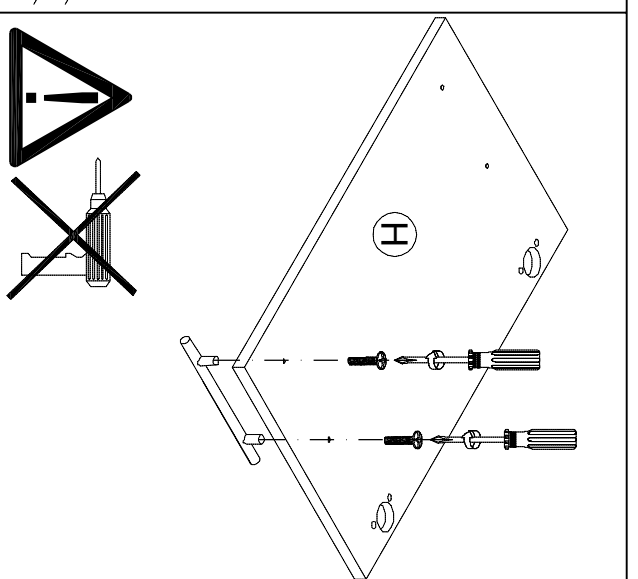
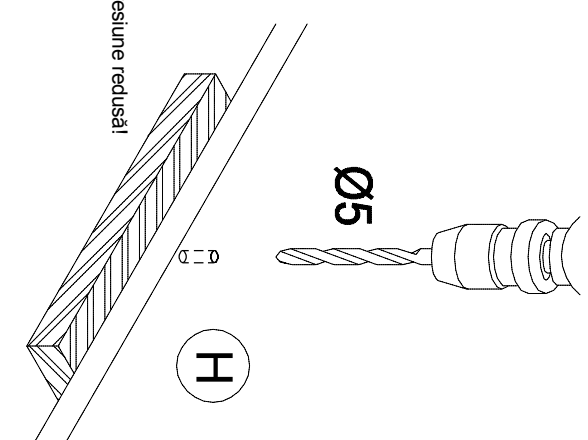


OGH556-6 / -9
OGH656-6 / -9

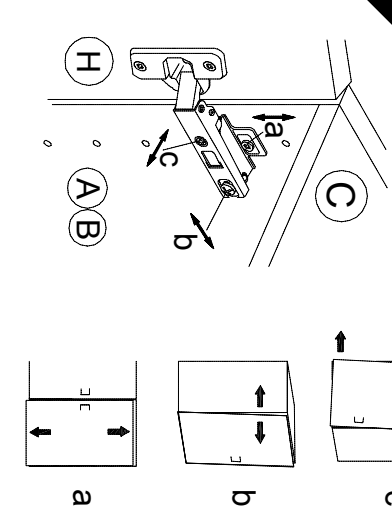


D Holzunterlage verwenden!
Front andrücken, scharfen Bohrer verwenden und mit wenig Druck durchbohren!
GB Use a wooden base!
Press front down, use sharp drill bit and, by applying slight pressure, drill a hole
F Utiliser un support en bois !
Appuyer sur la façade, utiliser un foret bien affûté et percer en appliquant une faible pression !
NL Houten onderlegger gebruiken!
Druk het front aan, gebruik een scherp boor en oefen bij het boren weinig druk uit!
E !Utilizar una base de madera!
!Presionar el frente, utilizar una broca afilada y taladrar con poca presión!
I Utilizzare una base di legno!
Appoggiare la facciata, utilizzare una punta di trapano affilata e trapanare esercitando solo una leggera pressione!
RUS Использовать деревянную подложку!
Прижать фасад, использовать острое сверло и проворачивать с незначительным давлением!
PL Używać podkładkę z drewna!
Docisnąć front, użyć ostrygo wiertła i przewiercić, używając małej sily nacisku!

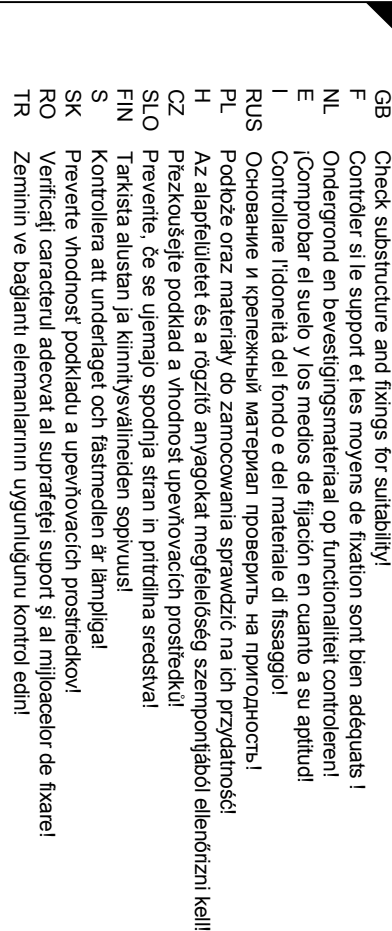
H Alkalmazzon fa alátételt!
Nyomja le az előlapot, hasznájon éles fűrt, és kis nyomással fúrja át!
CZ Použijte dřevěný podklad!
Přitlačte čelo, použijte ostrý vrták a prověřte pomocí malého tlaku!
SLO Uporabite leseno podlaglo!
Pritisnite lico ter z ostrim svetrom in z majhnim pritiskom izvijte lukrijo!
FIN Käytä puualustaa!
Paina etulevy paikalleen, käytä terävää poranterää ja poraa reikä vain kevyesti painamalla!
S Använd ett träunderlag!
Tryck fronten mot underlaget, använd vass borr och borra igenom med ett lätt tryck!
SK Použite drevený podklad!
Pritlačte front, použite ostrý vrták a prevěřte malým tlakom!
RO suport de lemn!
!Impingeți frontul, utilizați un burghiu ascuțit și perforați exercitând doar o presiune redusă!
TR Ahşap taban kullanın!
Önden bastırın, keskin matkap ucunu kullanın ve az basınç uygulayarak delin!



8

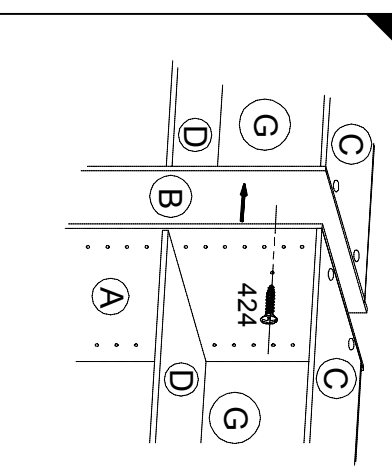


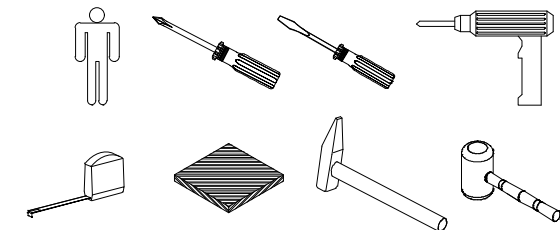
9



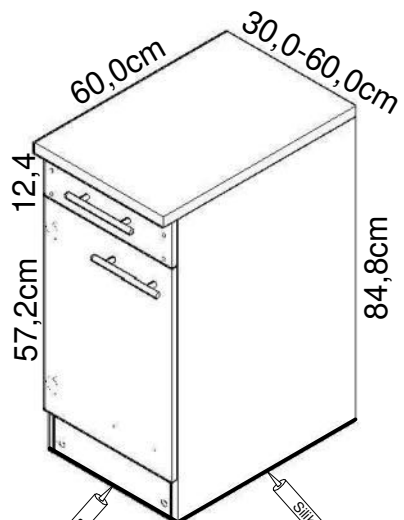
D Untergrund und Befestigungsmittel auf Eignung prüfen!
GB Check substructure and fixings for suitability!
F Contrôler si le support et les moyens de fixation sont bien adéquats !
NL Ondergrond en bevestigingsmateriaal op functionaliteit controleren!
E !Comprobar el suelo y los medios de fijación en cuanto a su aptitud!
I Controllare l'idoneità del fondo e dei materiali di fissaggio!
RUS Основание и крепежный материал проверить на пригодность!
PL Podłoże oraz materiały do zamocowania sprawdzić na ich przydatność!
H Az alapfelületet és a rögzítő anyagokat megfélelősség szempontjából ellenőrizni kell!
CZ Přezkoušejte podklad a vhodnost upevňovacích prostředků!
SLO Preverite, če se ujemajo spodnja stran in pritrdilna sredstva!
FIN Takista alustan ja kiinnitysvälineiden sopivuisi!
S Kontrollera att underlaget och fästmedlen är lämpliga!
SK Preverte vhodnosť podkladu a upevňovacích prostriedkov!
RO Verificați cașadentul adecvat al suprafeței suport și al mijloacelor de fixare!
TR Zeminin ve bağlanlı elemanların uygunluğunu kontrol edin!

10

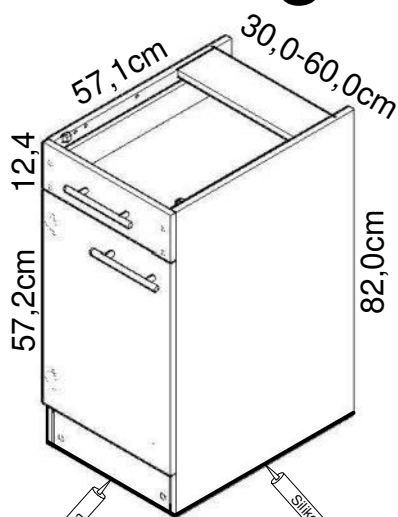




Montageanleitung



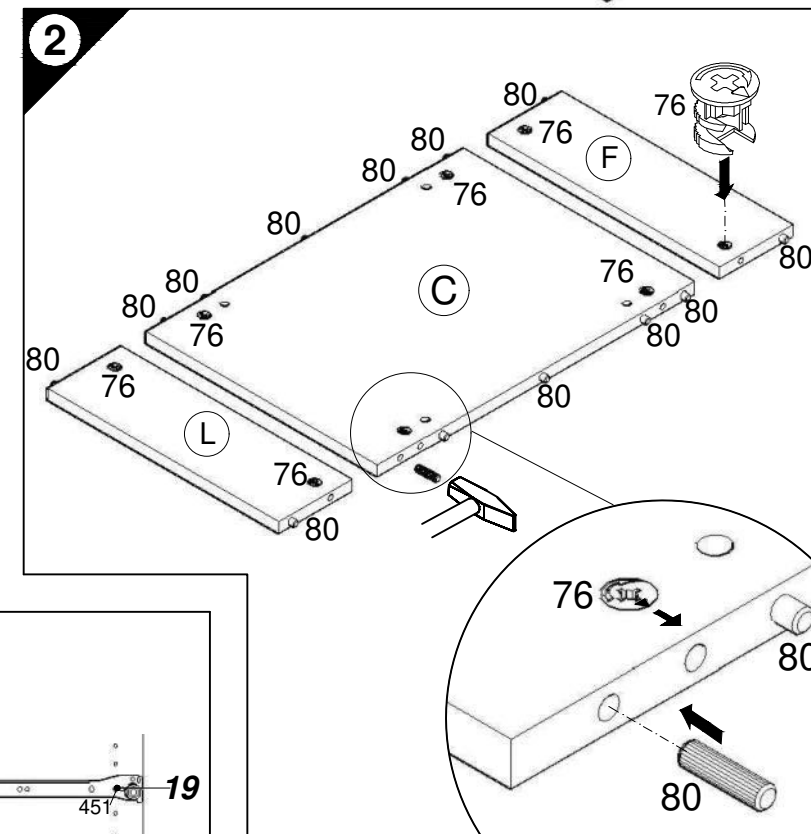
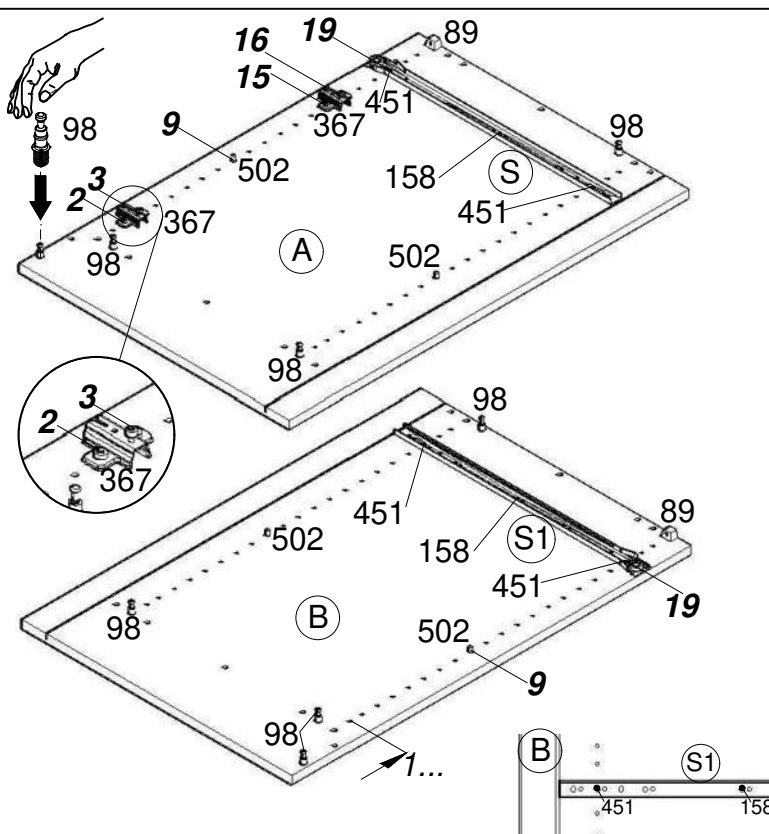
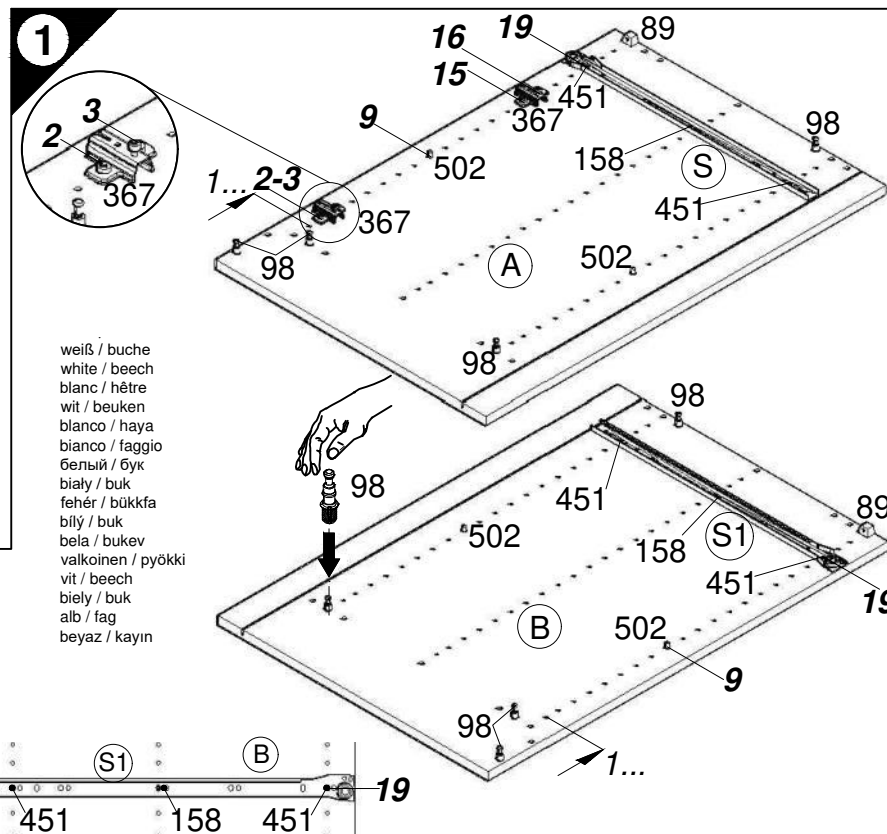
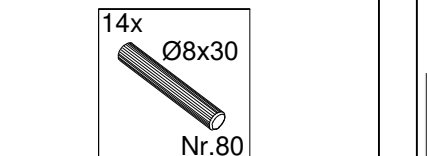
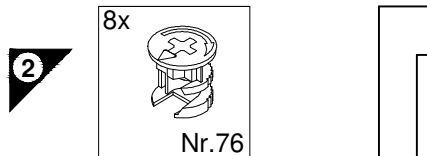
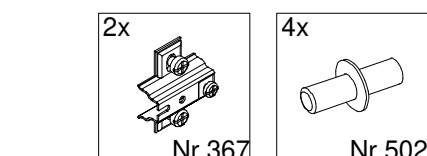
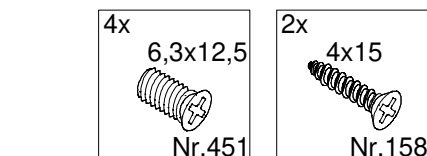
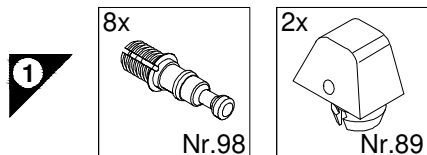

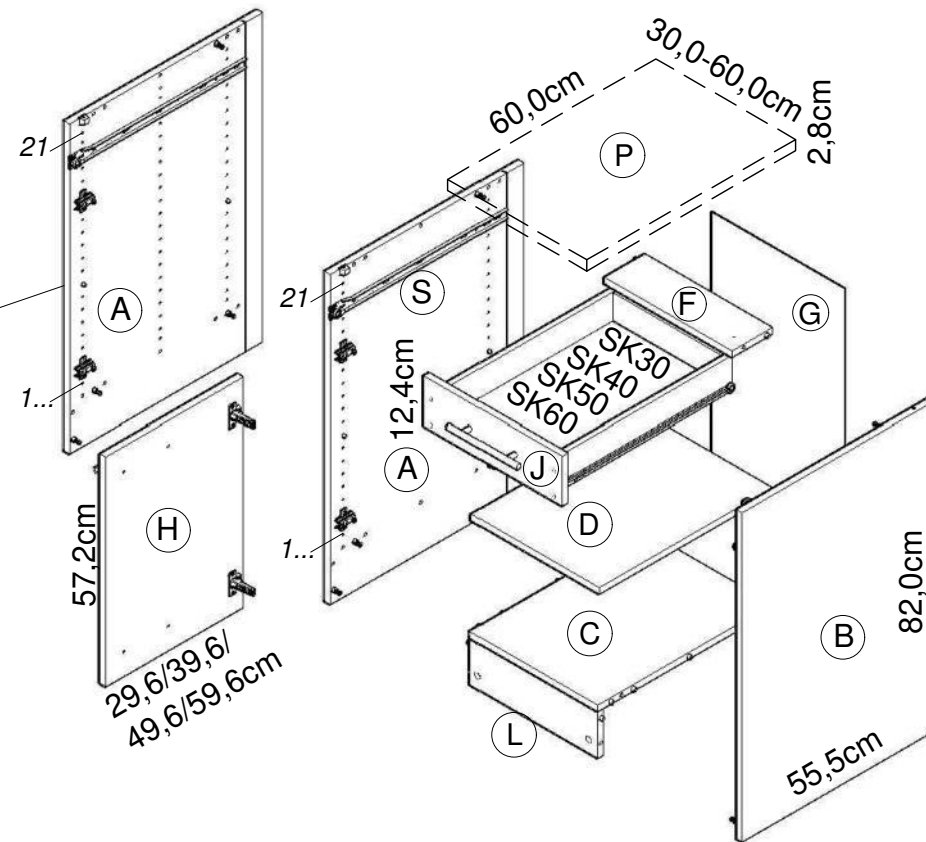
U306-9
U406-9
U506-9
U606-9



UO306-9
UO406-9
UO506-9
UO606-9

weiß / buche
white / beech
blanc / hêtre
wit / beuken
bianco / haya
bianco / faggio
белый / бук
biały / buk
fehér / bükkfa
bílý / buk
bela / bukev
valkoinen / pyökki
vit / beech
biely / buk
alb / fag
beyaz / kayın

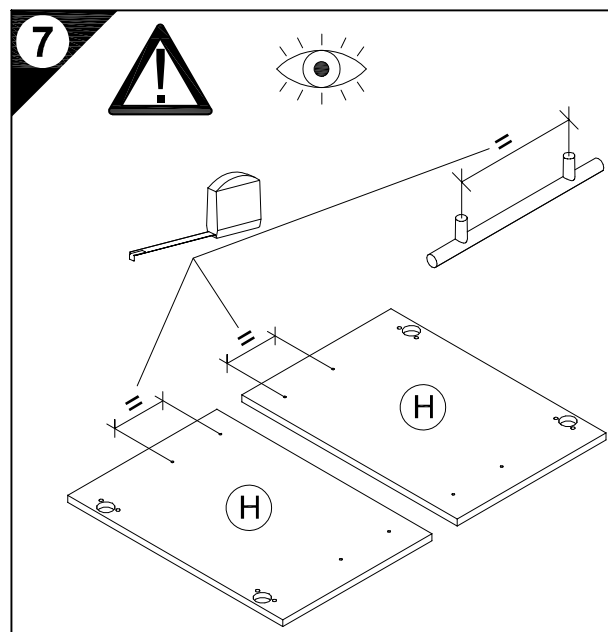
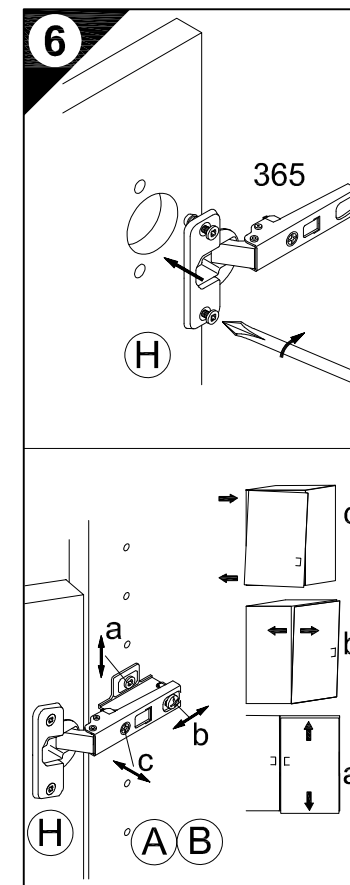
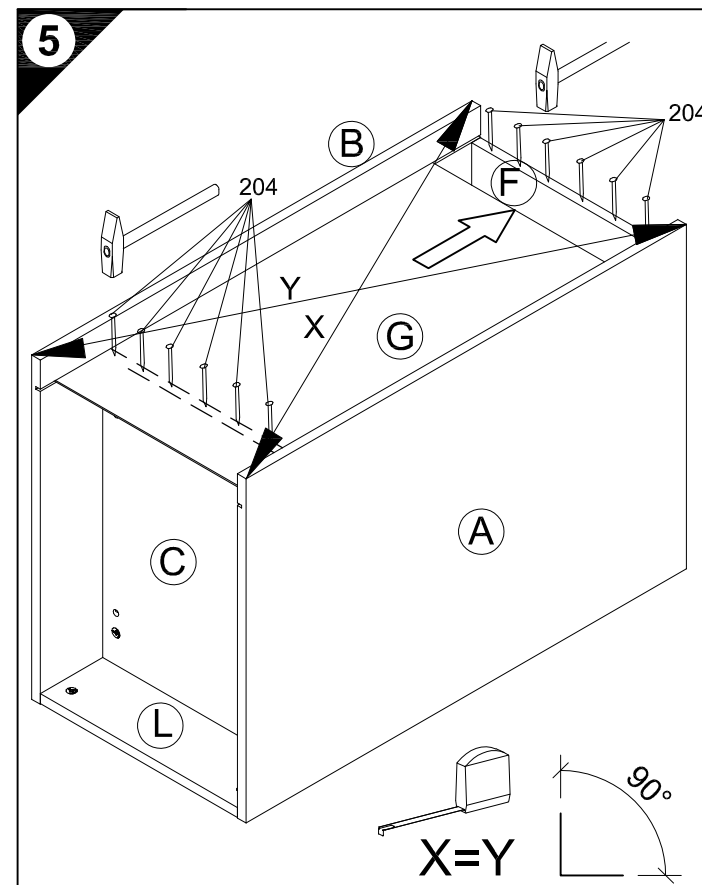
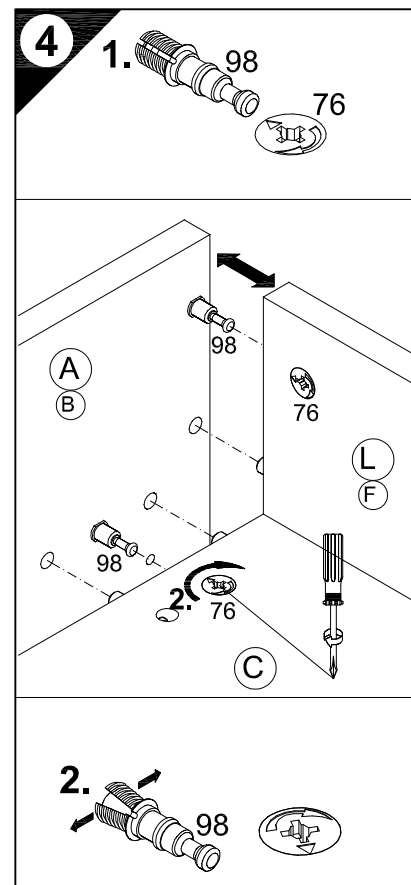
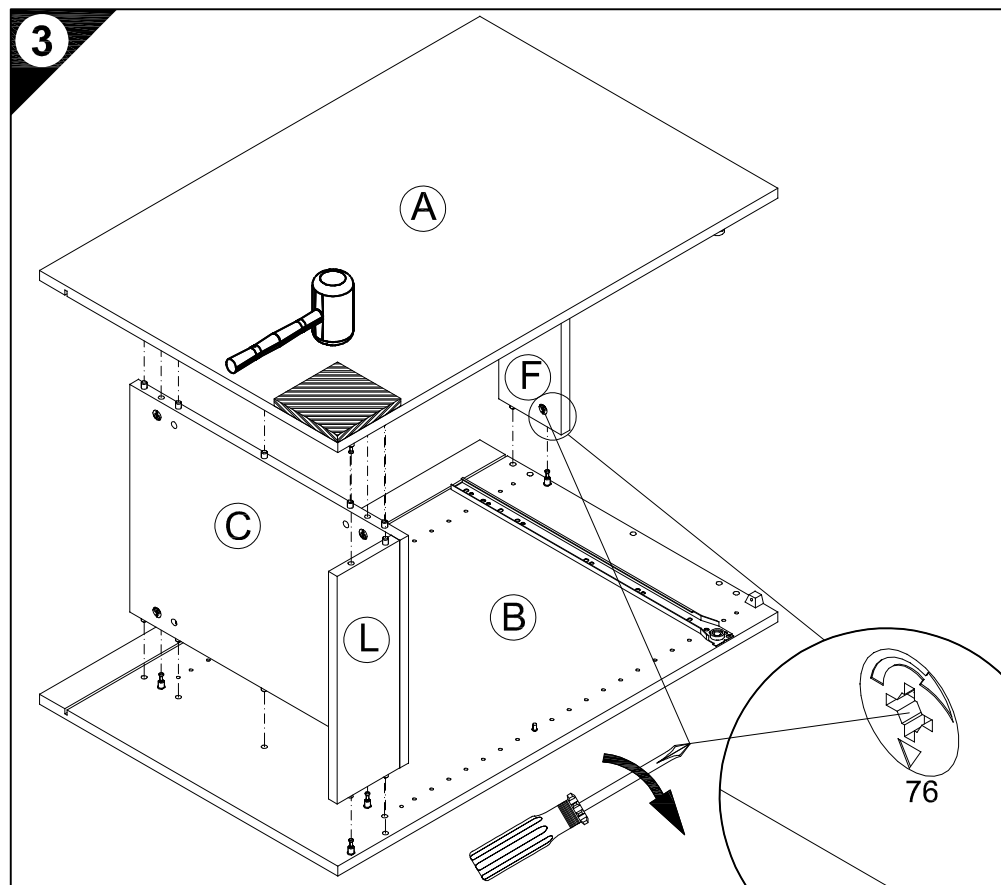
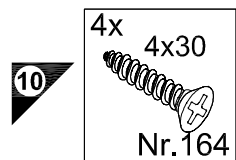
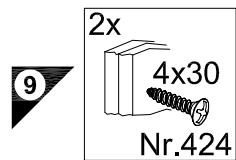
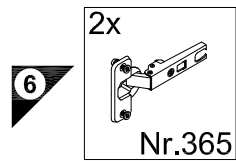
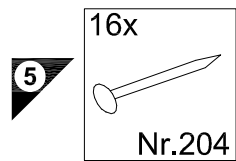
Service-Hotline
01805-678101
0,14€ pro Minute
++49 für Österreich
Auslandstarif pro Minute
service@jaka-bkl.de
voor Nederland en België
00800-40119350
benelux@jaka-bkl.de



Ersatzteile/Spare parts/pièces de rechange/Reserveonderdelen/Piezas de recambio/Ricambi/Запасные части/Części zamienne/pótalkatrészek/Náhradní části/Nadomestni deli/varaosat/reservdelar/náhradné diely/Utilizați piese de schimb/Yedek parçalar

30cm U(O)306-9 weiß/buche white/beech.....	(A) E961021	(B) E961022	(C) E954216	(D) E950306	(F) E970976	(G) E970006	(H) E940614	(J) E940565	(L) E970976	(P) E540106	(S) E946155	(S1) E946155
40cm U(O)406-9 weiß/buche white/beech.....	(A) E961021	(B) E961022	(C) E954215	(D) E950305	(F) E970975	(G) E970010	(H) E940613	(J) E940564	(L) E970975	(P) E540105	(S) E946155	(S1) E946155
50cm U(O)506-9 weiß/buche white/beech.....	(A) E961021	(B) E961022	(C) E954224	(D) E950304	(F) E970974	(G) E970117	(H) E940612	(J) E940563	(L) E970974	(P) E540104	(S) E946155	(S1) E946155
60cm U(O)606-9 weiß/buche white/beech.....	(A) E961021	(B) E961022	(C) E954223	(D) E950303	(F) E970973	(G) E970116	(H) E940611	(J) E940562	(L) E970973	(P) E540103	(S) E946155	(S1) E946155

1 → 2 → 3 ...



D Holzunterlage verwenden!
Front andrücken, scharfen Bohrer verwenden
und mit wenig Druck durchbohren!

GB Use a wooden base!
Press front down, use sharp drill bit
and, by applying slight pressure, drill a hole

F Utiliser un support en bois !
Appuyer sur la façade, utiliser un foret bien affûté
et percer en appliquant une faible pression !

NL Houten onderlegger gebruiken!
Druk het front aan, gebruik een scherpe boor
en oefen bij het boren weinig druk uit!

E ¡Utilizar una base de madera!
¡Presionar el frente, utilizar una broca afilada
y taladrar con poca presión!

I Utilizzare una base di legno!
Appoggiare la facciata, utilizzare una punta di trapano affilata
e trapanare esercitando solo una leggera pressione!

RUS Использовать деревянную подложку!
Прижать фасад, использовать острое сверло
и просверлить с незначительным давлением!

PL Używać podkładkę z drewna!
Docisnąć front, użyć ostrego wiertła
i przewiercić, używając małej siły nacisku!

H Alkalmazzon fa alátétet!
Nyomja le az előlapot, használjon éles fúrót,
és kis nyomással fúrja át!

CZ Použijte dřevěný podklad!
Přitlačte čelo, použijte ostrý vrták
a provrtajte pomocí malého tlaku!

SLO Uporabite leseno podlago!
Pritisnite ličnico ter z ostrim svedrom
in z majhnim pritiskom izvrtajte luknjo!

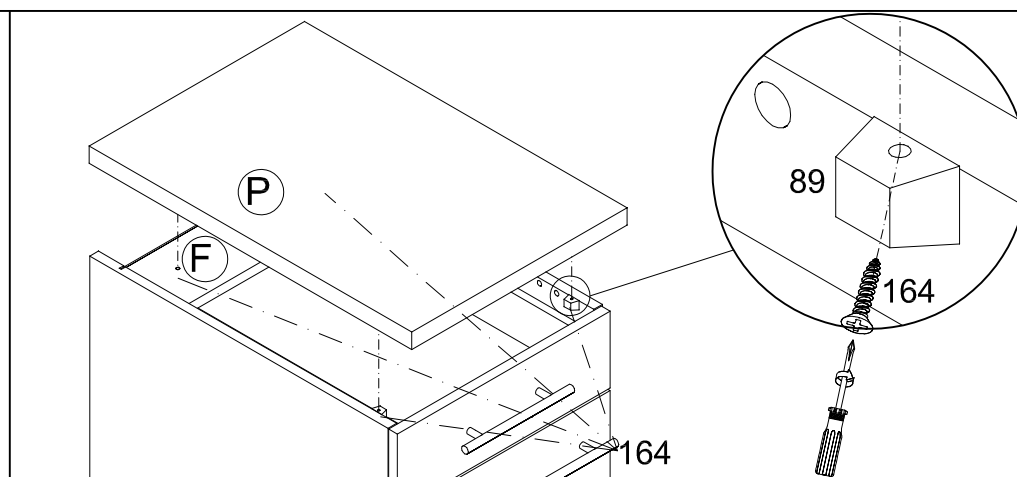
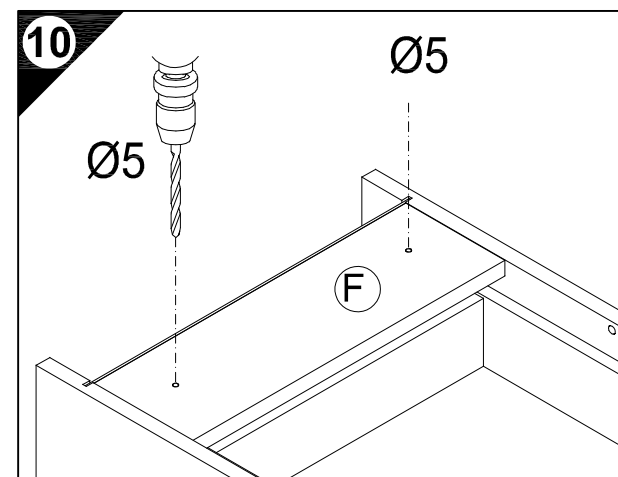
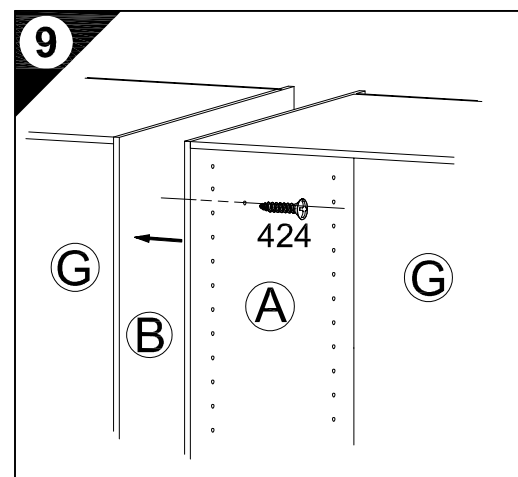
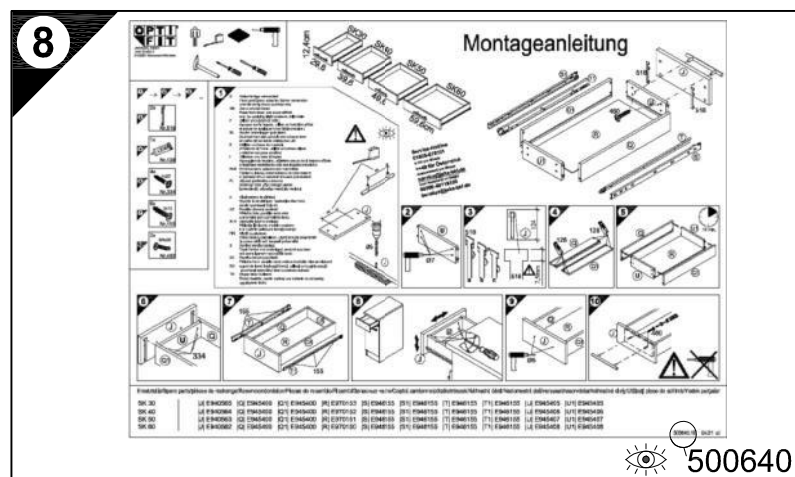
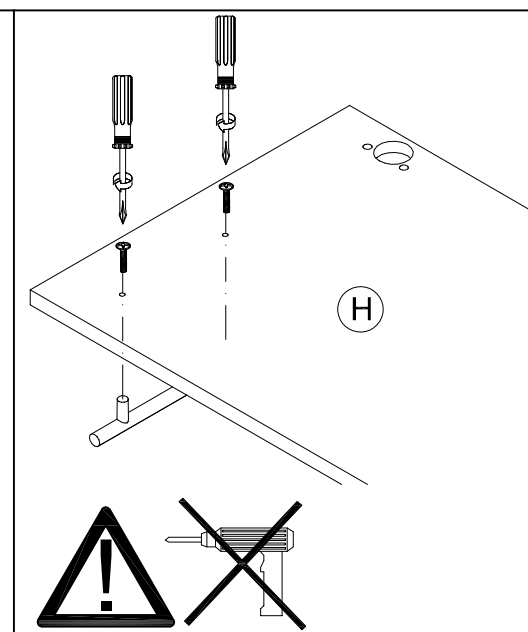
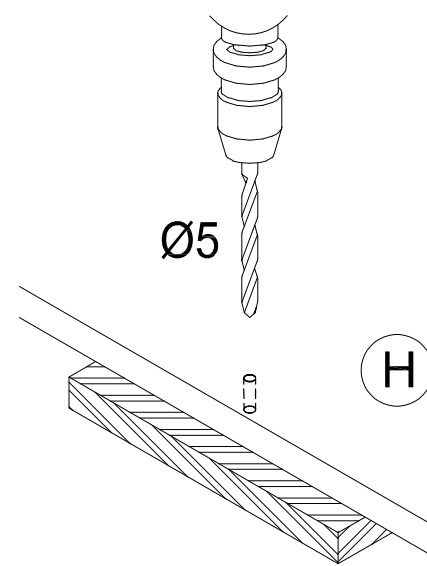
FIN Käytä puualustaa!
Paina etulevy paikoilleen, käytä terävää poranterää
ja poraa reikä vain kevyesti painamalla!

S Använd ett träunderlag!
Tryck fronten mot underlaget, använd vass borrh
och borra igenom med ett lätt tryck!

SK Použite drevený podklad!!
Přitlačte front, použite ostrý vrták a prevrtajte miernym tlakom!

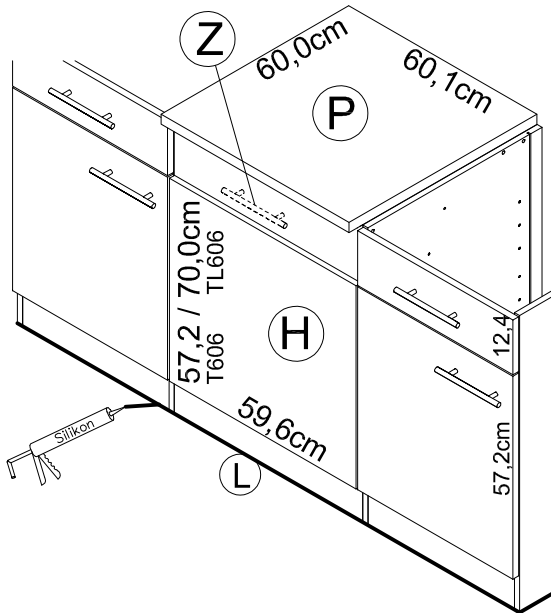
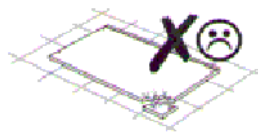
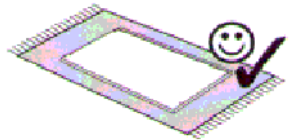
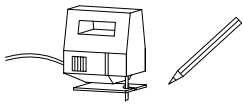
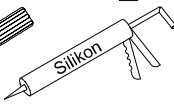
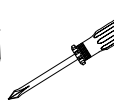
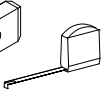
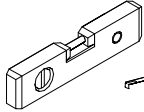
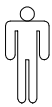
RO suport de lemn! Împingeți frontul, utilizați un burghiu ascuțit
și perforați exercitând doar o presiune redusă!

TR Ahşap taban kullanın!
Önden bastırın, keskin matkap ucu kullanın ve az basınç
uygulayarak delin!

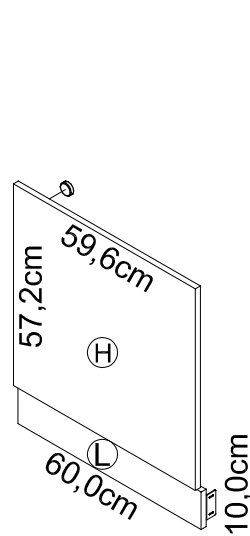


**OPTI
FIT**

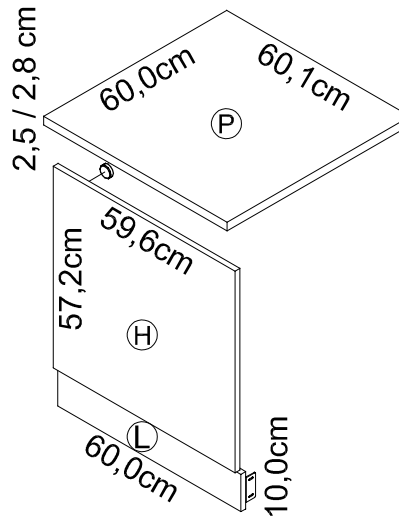
JAKA-BKL GmbH
Jaka Straße 3
D-32351 Stemwede-Wehdem



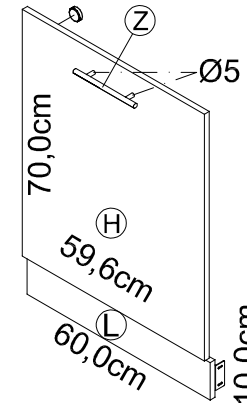
Montageanleitung



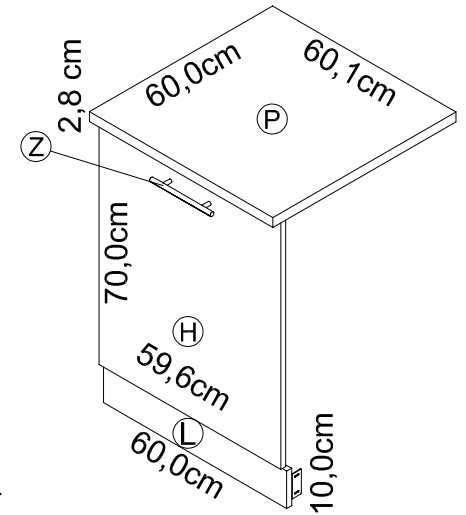
T606-6
T606-9



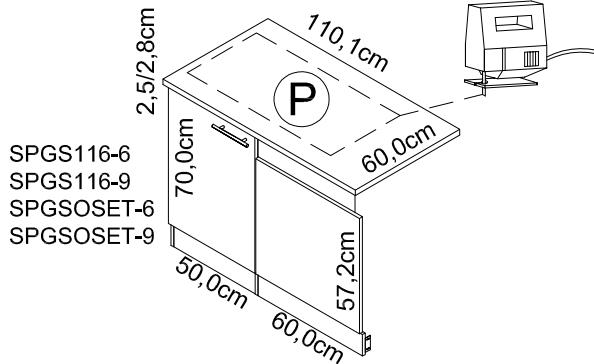
T606APL-6
T606APL-9



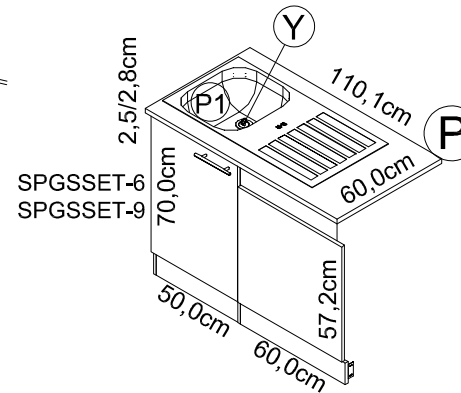
TL606-9



TL606APL-9



SPGS116-6
SPGS116-9
SPGSOSET-6
SPGSOSET-9



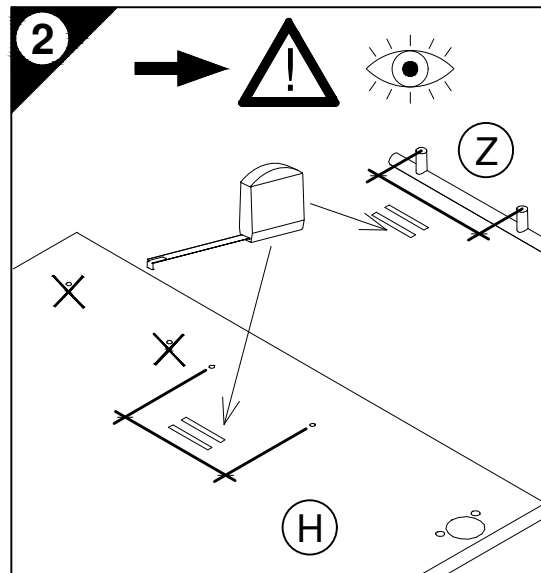
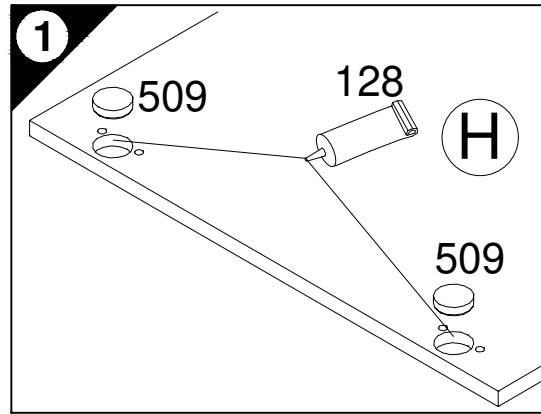
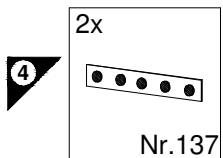
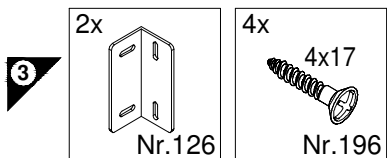
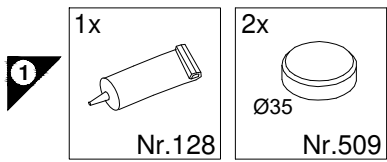
SPGSSET-6
SPGSSET-9

Service-Hotline
01805-678101
0,14€ pro Min.
++49 für Österreich
Auslandstarif pro Min.
service@jaka-bkl.de
voor Nederland en België
00800-40119350
benelux@jaka-bkl.de

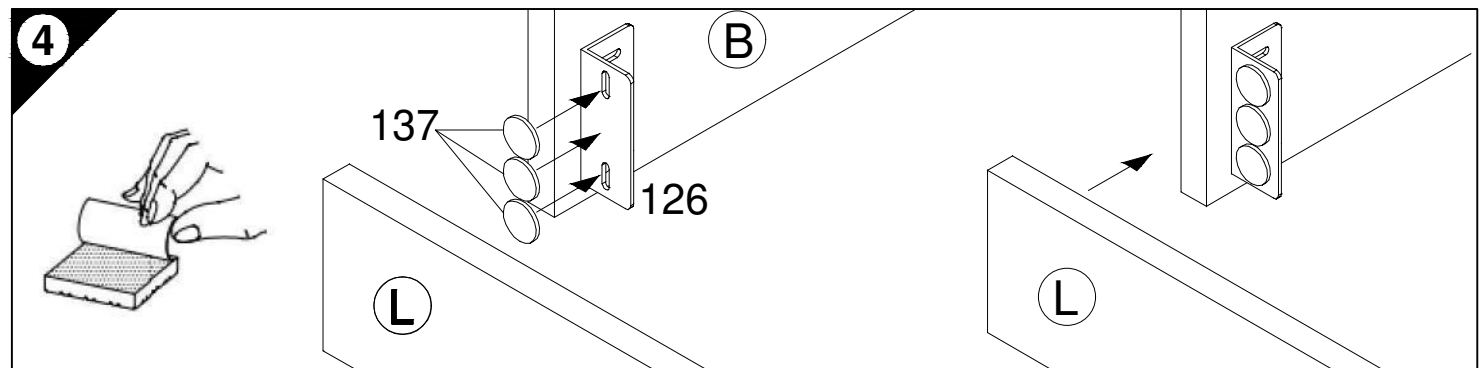
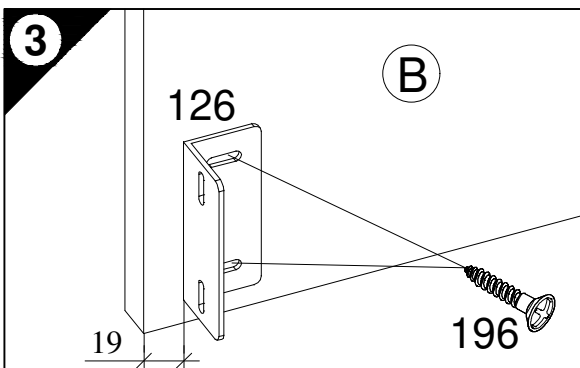
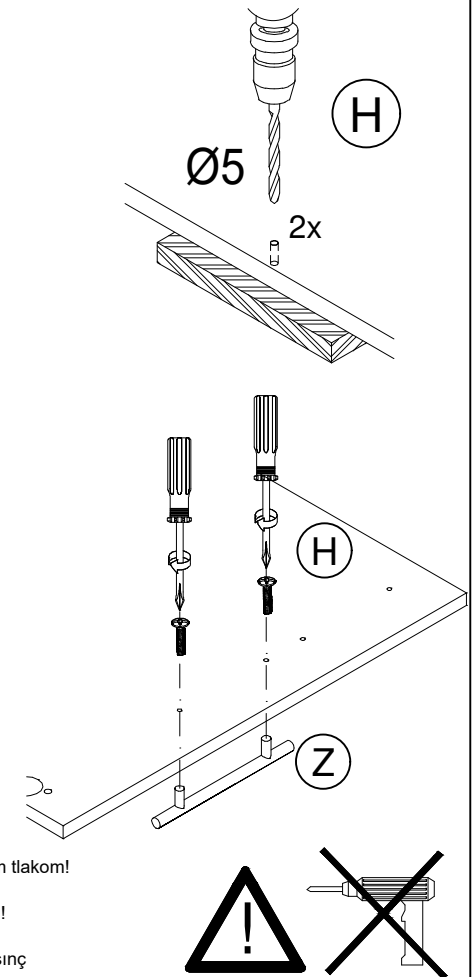
Ersatzteile/Spare parts/pièces de rechange/Reserveonderdelen/Piezas de recambio/Ricambi/Запасные части/Części zamienne/
pótkatrészek/Náhradní části/Nadomestni deli/varaosat/reservdelar/náhradné diely/Utilizați piese de schimb/Yedek parçalar

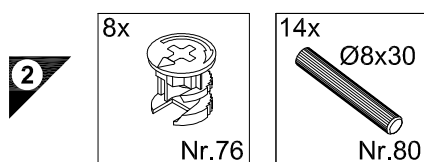
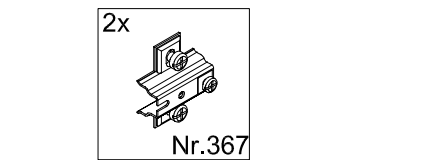
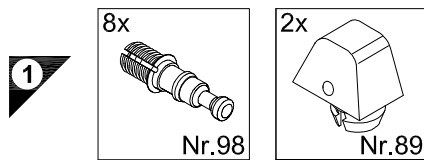

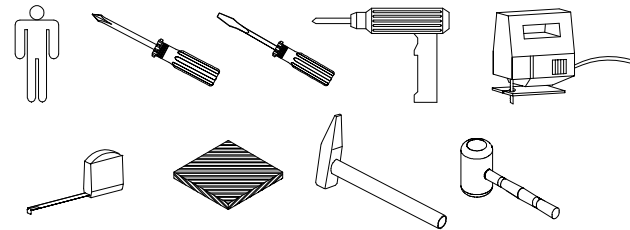
T 606-6	H E980611	L E946060	TL 606-9	H E940621	L E946060	Z E447100
T 606-9	H E940611	L E946060	TL 606APL-9	H E940621	L E946060	P E540103 Z E447100
T 606APL-6	H E980611	L E946060	SPGS...-6	P E441100	P1 E448292	Y E446500
T 606APL-9	H E940611	L E946060	SPGS...-9	P E540100	P1 E448292	Y E446500

1 → 2 → 3 ...

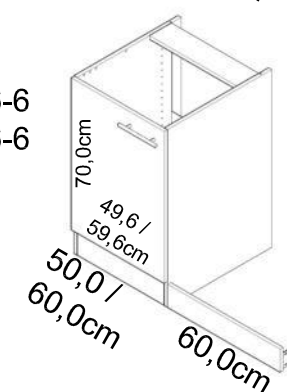
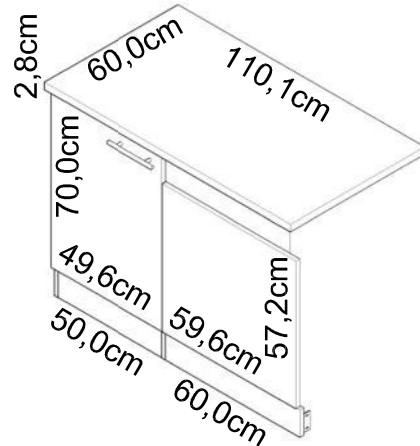


- D Holzunterlage verwenden!
Front andrücken, scharfen Bohrer verwenden und mit wenig Druck durchbohren!
- GB Use a wooden base!
Press front down, use sharp drill bit and, by applying slight pressure, drill a hole
- F Utiliser un support en bois !
Appuyer sur la façade, utiliser un foret bien affûté et percer en appliquant une faible pression !
- NL Houten onderlegger gebruiken!
Druk het front aan, gebruik een scherpe boor en oefen bij het boren weinig druk uit!
- E ¡Utilizar una base de madera!
¡Presionar el frente, utilizar una broca afilada y taladrar con poca presión!
- I Utilizzare una base di legno! Appoggiare la facciata, utilizzare una punta di trapano affilata e trapanare esercitando solo una leggera pressione!
- RUS Использовать деревянную подложку!
Прижать фасад, использовать острое сверло и просверлить с незначительным давлением!
- PL Używać podkładkę z drewna!
Docisnąć front, użyć oстрego wiertła i przewiercić, używając małej siły nacisku!
- H Alkalmazzon fa alátétet!
Nyomja le az előlapot, használjon éles fúrót, és kis nyomással fúrja át!
- CZ Použijte dřevěný podklad!
Přitlačte čelo, použijte ostrý vrták a prověřte pomocí malého tlaku!
- SLO Uporabite leseno podlago!
Pritisnite ličnico ter z ostrim svedrom in z majhnim pritiskom izvrtajte luknjo!
- FIN Käytä puualustaa!
Paina etulevy paikoilleen, käytä terävää poranterää ja poraa reikä vain kevyesti painamalla!
- S Använd ett träunderlag!
Tryck fronten mot underlaget, använd vass borrh och borra igenom med ett lätt tryck!
- SK Použite drevený podklad!!
Pritlačte front, použite ostrý vrták a prevrtajte miernym tlakom!
- RO suport de lemn! Împingeți frontul, utilizați un burghiu ascuțit și perforați exercitând doar o presiune redusă!
- TR Ahşap taban kullanın!
Önden bastırın, keskin matkap ucu kullanın ve az basınç uygulayarak delin!

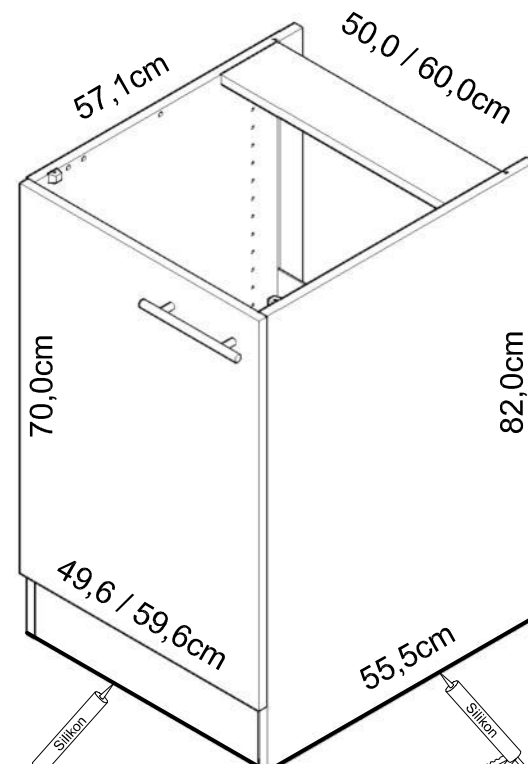




SPGS116-9
SPGS116-6
SPGSOSET-9
SPGSOSET-6

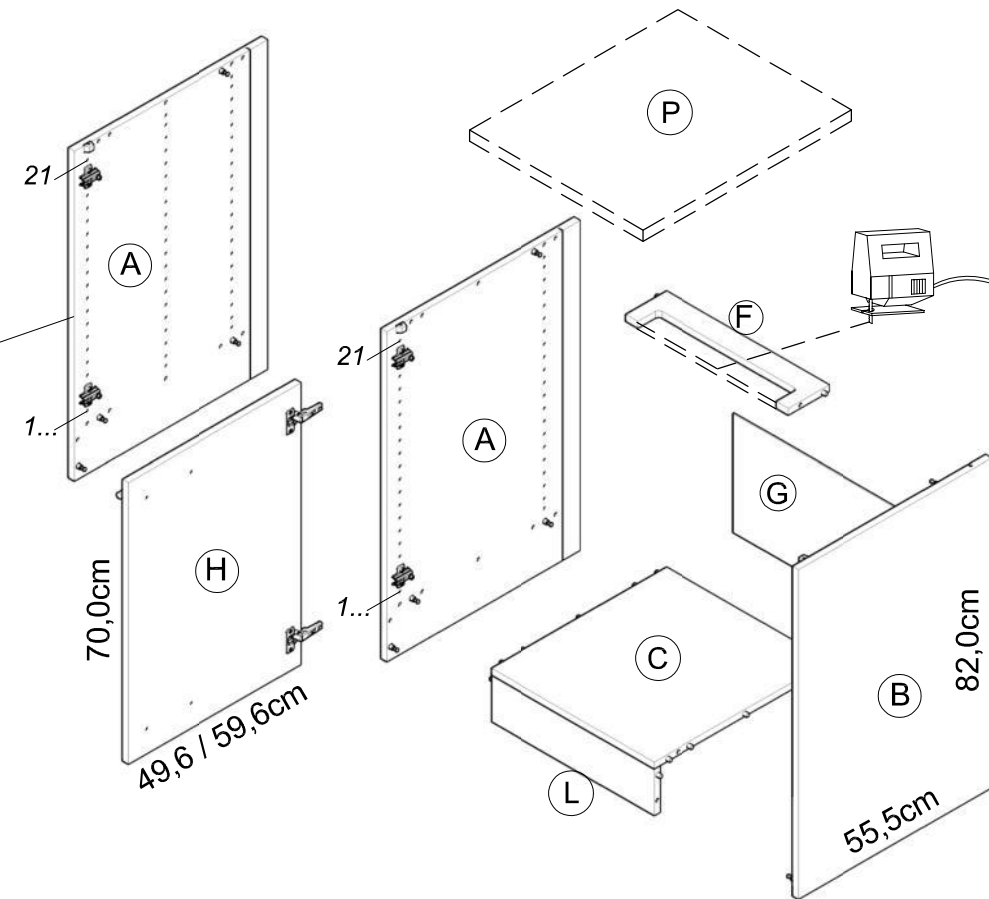


Montageanleitung

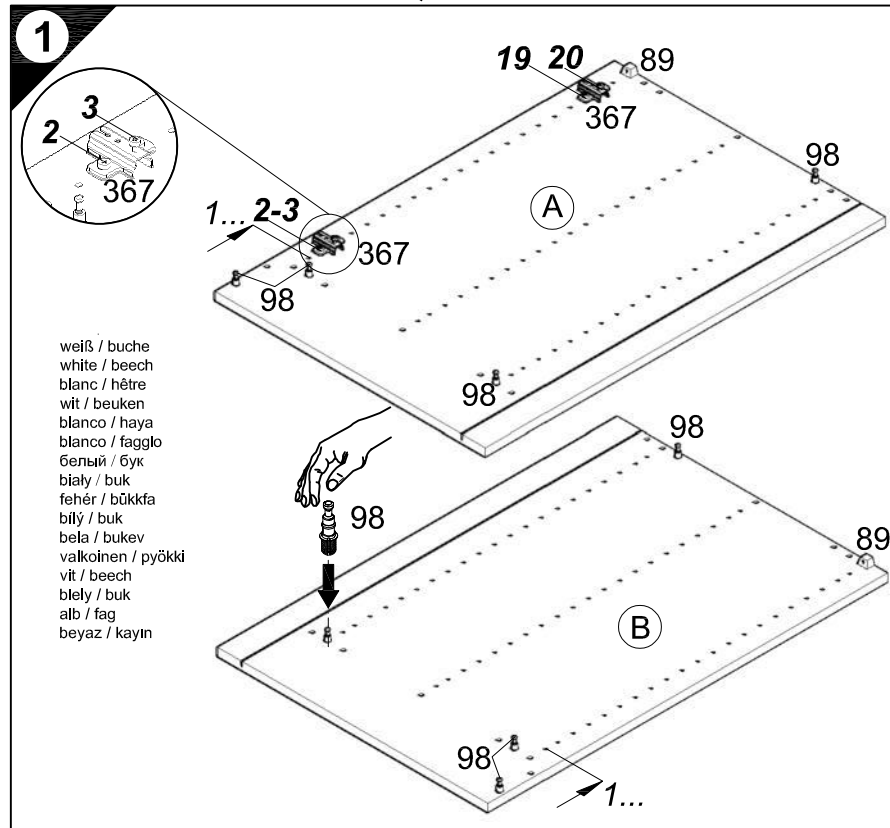


SPLO506-6 / -9
SPLO606-6 / -9

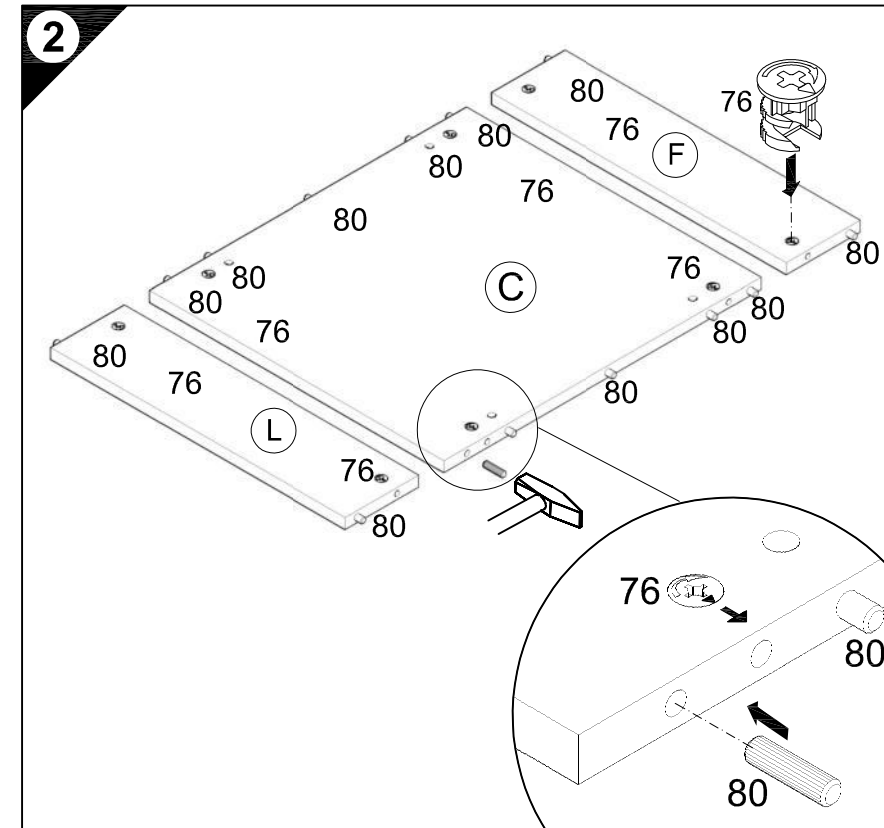
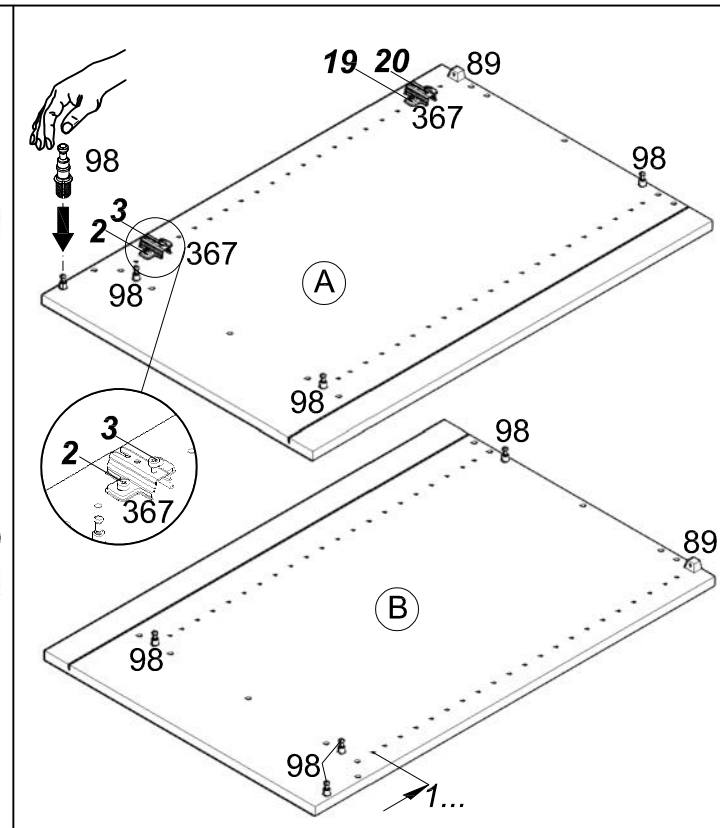
weiß / buche
white / beech
blanc / hêtre
wit / beuken
blanco / haya
bianco / faggio
белый / бук
biały / buk
fehér / bükkfa
bílý / buk
bela / bukev
valkoinen / pyökki
vit / beech
biely / buk
alb / fag
beyaz / kayın



VSPTO506-6
VSPTO606-6



weiß / buche
white / beech
blanc / hêtre
wit / beuken
blanco / haya
bianco / faggio
белый / бук
biały / buk
fehér / bükkfa
bílý / buk
bela / bukev
valkoinen / pyökki
vit / beech
biely / buk
alb / fag
beyaz / kayın

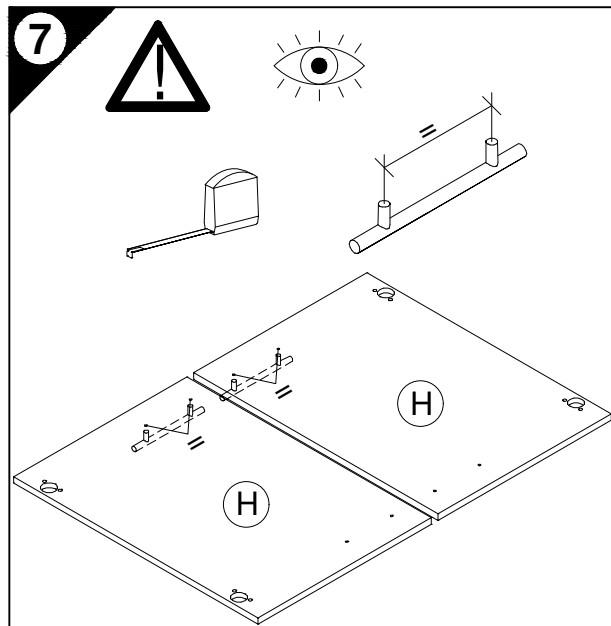
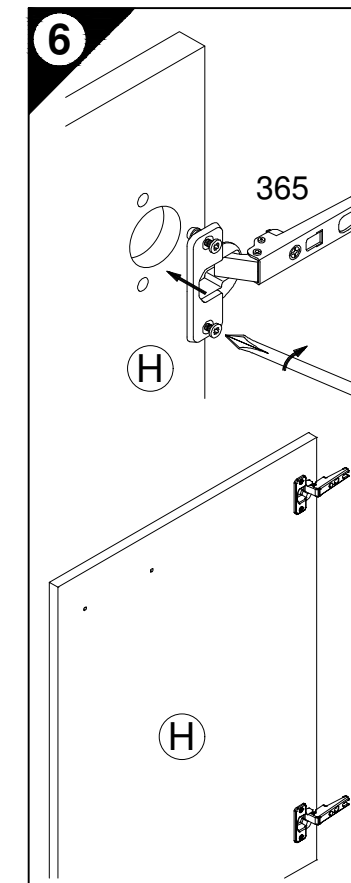
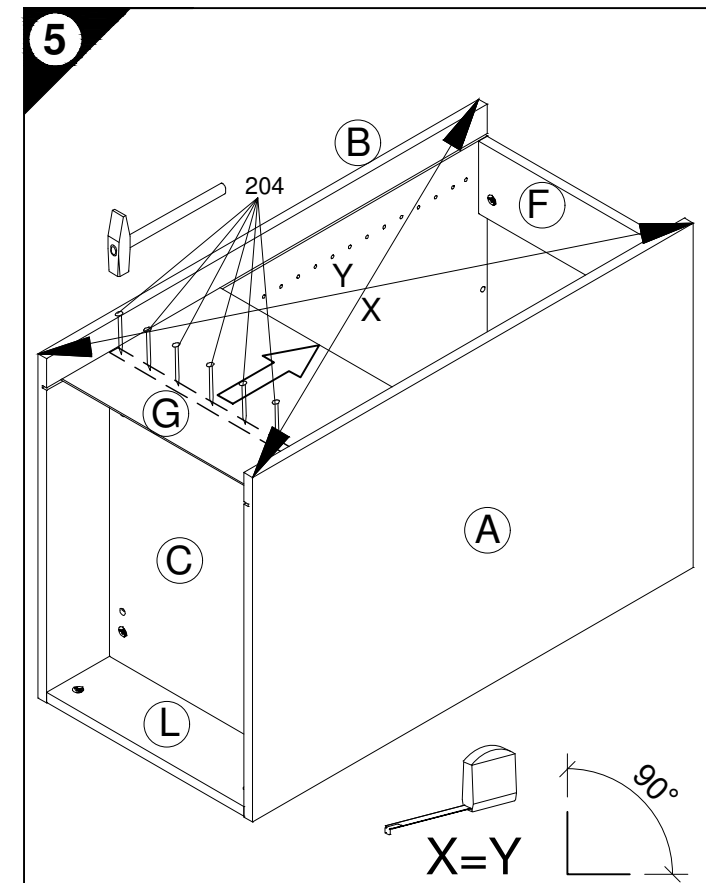
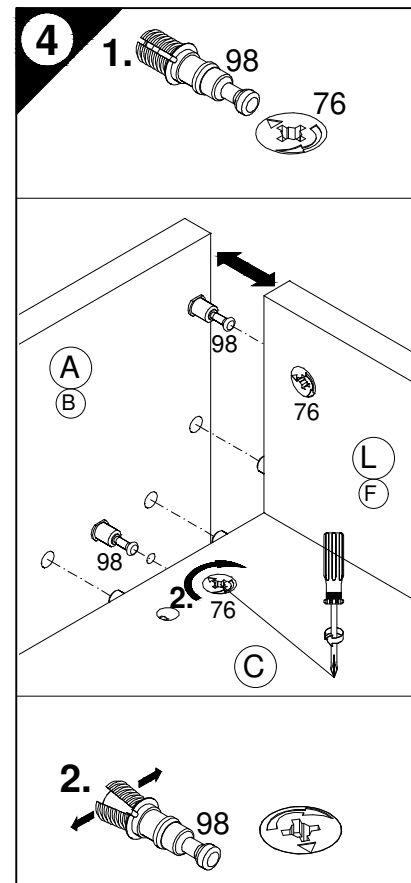
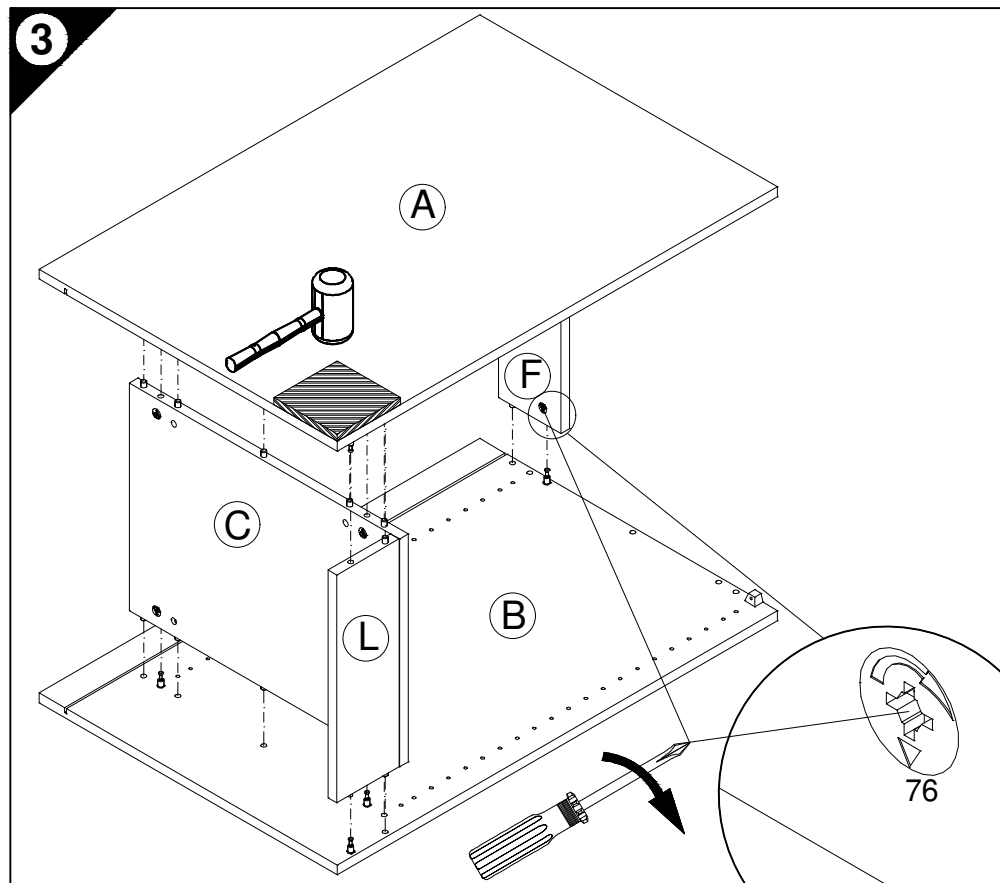
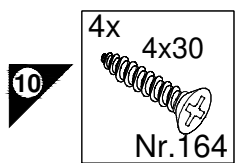
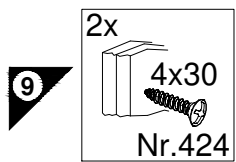
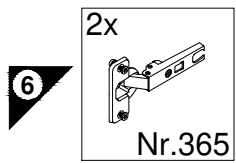
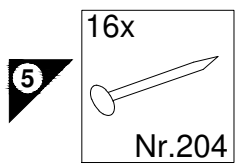


Service-Hotline
01805-678101
0,14€ pro Minute
++49 für Österreich
Auslandstarif pro Minute
service@jaka-bkl.de
voor Nederland en België
00800-40119350
benelux@jaka-bkl.de

Ersatzteile/Spare parts/pièces de rechange/Reserveonderdelen/Piezas de recambio/Ricambi/Запасные части/Części zamienne/pótalkatrészek/Náhradní části/Nadomestni deli/varaosat/reservdelar/náhradné diely/Utilizați piese de schimb/Yedek parçalar

50cm SPLO506-9 / -6	A E961021	B E961022	C E954224	F E970974	G E445043	H E940622	L E970974
weiß/buche SPLO506-9 / -6	A E981021	B E981022	C E954224	F E970974	G E445043	H E940622	L E970974
white/beech.....							
60cm SPLO606-9 / -6	A E961021	B E961022	C E954223	F E970973	G E970079	H E940621	L E970973
weiß/buche SPLO606-9 / -6	A E981021	B E981022	C E954223	F E970973	G E970079	H E940621	L E970973
white/beech.....							

1 → 2 → 3 ...



D Holzunterlage verwenden!
Front andrücken, scharfen Bohrer verwenden
und mit wenig Druck durchbohren!

GB Use a wooden base!
Press front down, use sharp drill bit
and, by applying slight pressure, drill a hole

F Utiliser un support en bois !
Appuyer sur la façade, utiliser un foret bien affûté
et percer en appliquant une faible pression !

NL Houten onderlegger gebruiken!
Druk het front aan, gebruik een scherpe boor
en oefen bij het boren weinig druk uit!

E ¡Utilizar una base de madera!
¡Presionar el frente, utilizar una broca afilada
y taladrar con poca presión!

I Appoggiare la facciata, utilizzare una punta di trapano affilata
e trapanare esercitando solo una leggera pressione!

RUS Использовать деревянную подложку!
Прижать фасад, использовать острое сверло
и просверлить с незначительным давлением!

PL Używać podkładkę z drewna!
Docisnąć front, użyć ostrego wiertła
i przewiercić, używając małej siły nacisku!

H Alkalmazzon fa alátétet!
Nyomja le az előlapot, használjon éles fúrót,
és kis nyomással fúrja át!

CZ Použijte dřevěný podklad!
Přitlačte čelo, použijte ostrý vrták
a provrtějte pomocí malého tlaku!

SLO Uporabite leseno podlago!
Pritisnite ličnico ter z ostrim svedrom
in z majhnim pritiskom izvrtajte luknjo!

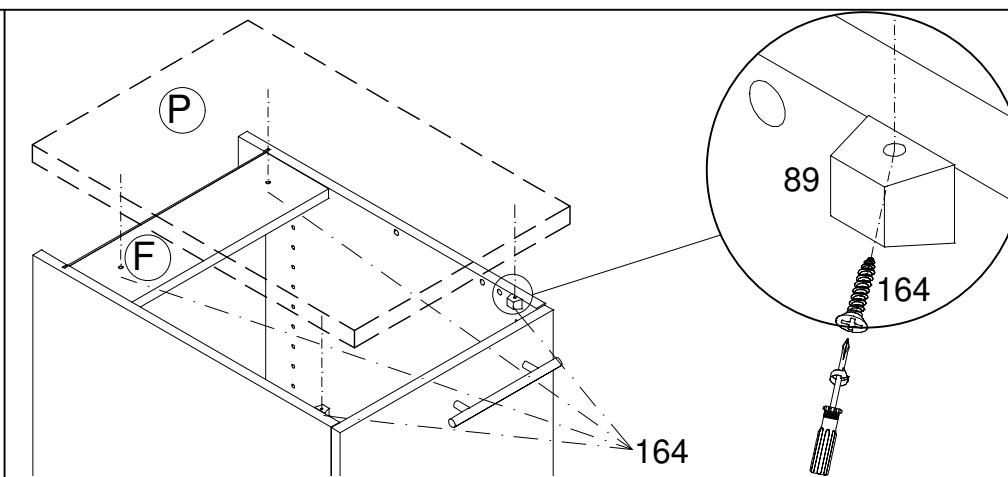
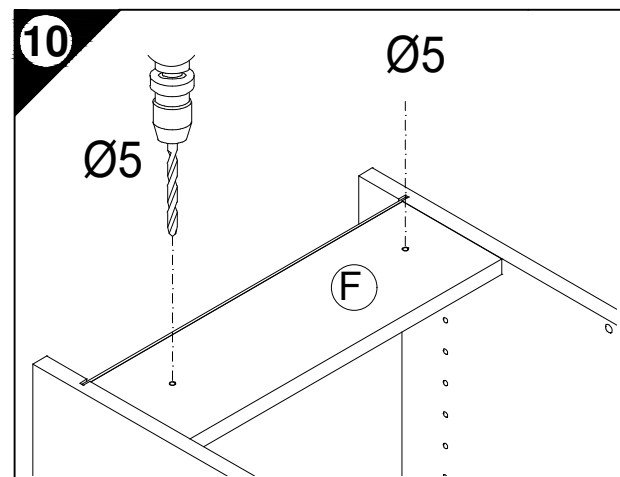
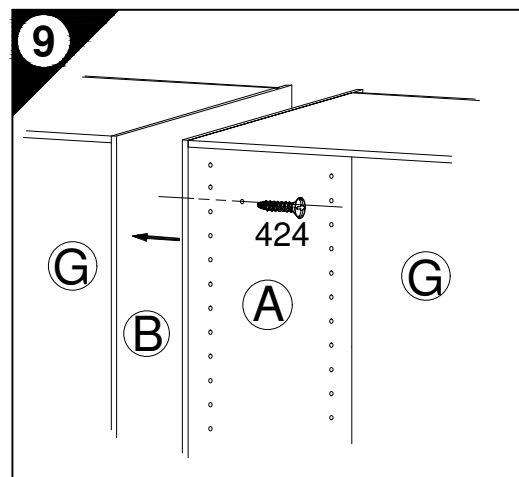
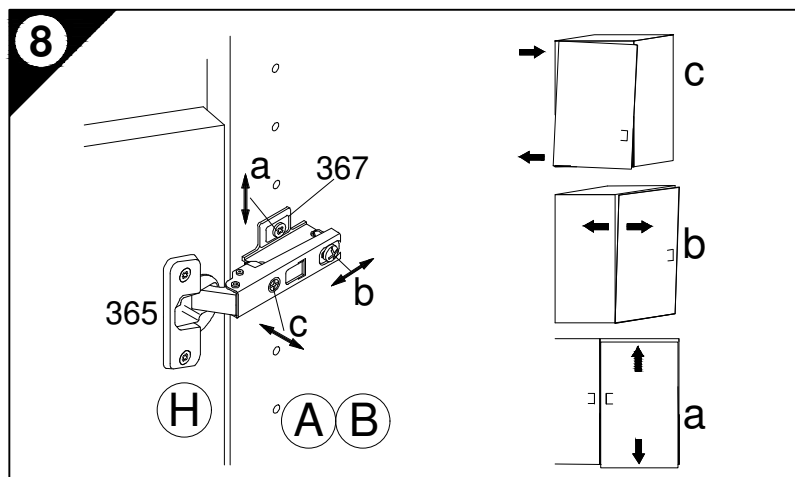
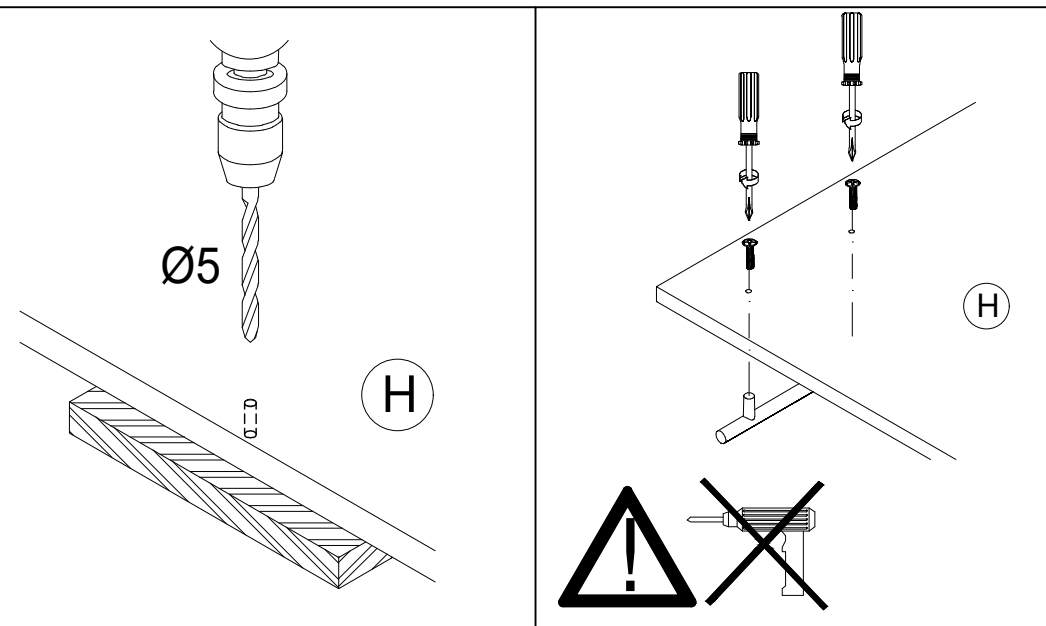
FIN Käytä puualustaa!
Paina etulevy paikoilleen, käytä terävää poranterää
ja poraa reikä vain kevyesti painamalla!

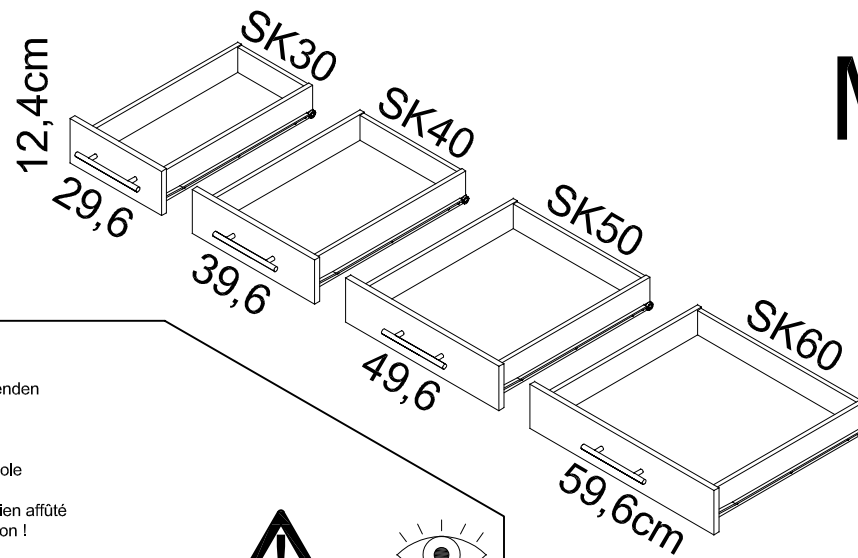
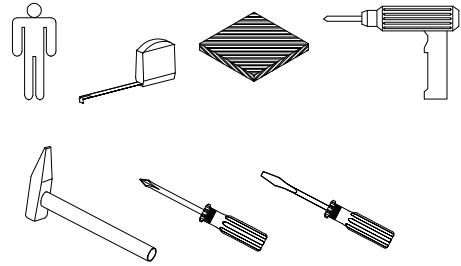
S Använd ett träunderlag!
Tryck fronten mot underlaget, använd vass borrh
och borra igenom med ett lätt tryck!

SK Použite drevený podklad!
Pritlačte front, použite ostrý vrták a prevrtajte miernym tlakom!

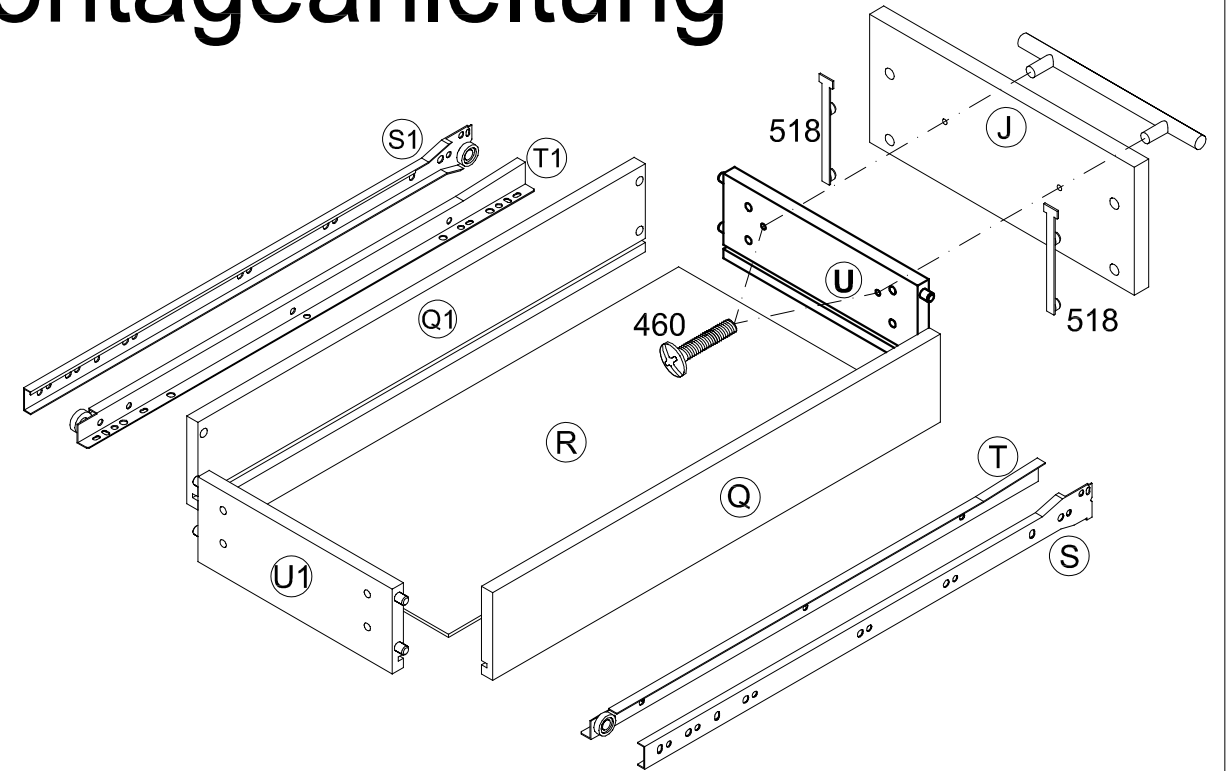
RO suport de lemn! Împingeți frontul, utilizați un burghiu ascuțit
și perforați exercitând doar o presiune redusă!

TR Ahşap taban kullanın!
Önden bastırın, keskin matkap ucu kullanın ve az basınç
uygulayarak delin!

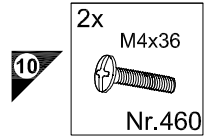
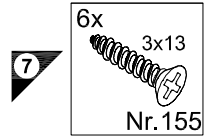
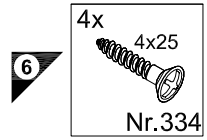
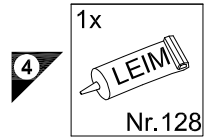
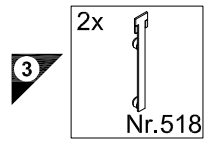




Montageanleitung



1 → 2 → 3 ...



1

D Holzunterlage verwenden!
 Front andrücken, scharfen Bohrer verwenden und mit wenig Druck durchbohren!

GB Use a wooden base!
 Press front down, use sharp drill bit and, by applying slight pressure, drill a hole

F Utiliser un support en bois!
 Appuyer sur la façade, utiliser un foret bien affûté et percer en appliquant une faible pression!

NL Houten onderlegger gebruiken!
 Druk het front aan, gebruik een scherpe boor en oefen bij het boren weinig druk uit!

E Utilizar una base de madera!
 ¡Presionar el frente, utilizar una broca afilada y taladrar con poca presión!

I Utilizzare una base di legno!
 Appoggiare la facciata, utilizzare una punta di trapano affilata e trapanare esercitando solo una leggera pressione!

RUS Использовать деревянную подложку!
 Прижать фасад, использовать острое сверло и просверлить с незначительным давлением!

PL Używać podkładkę z drewna!
 Docisnąć front, użyć ostrego wiertła i przewiercić, używając małej siły nacisku!

H Alkalmazzon fa alátétet!
 Nyomja le az előlapot, használjon éles fúrót, és kis nyomással fúrja át!

CZ Použijte dřevěný podklad!
 Přitlačte čelo, použijte ostrý vrták a provrtajte pomocí malého tlaku!

SLO Uporabite leseno podlago!
 Pritisnite ličnico ter z ostrim svedrom in z majhnim pritiskom izvrtajte luknjo!

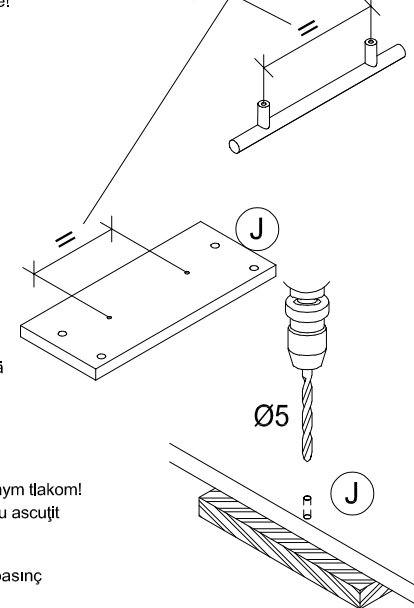
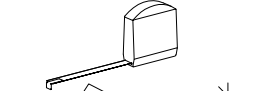
FIN Käytä puualustaa!
 Paina etulevy paikoilleen, käytä terävää poranterää ja poraa reikä vain kevyesti painamalla!

S Använd ett träunderlag!
 Tryck fronten mot underlaget, använd vass borr och borra igenom med ett lätt tryck!

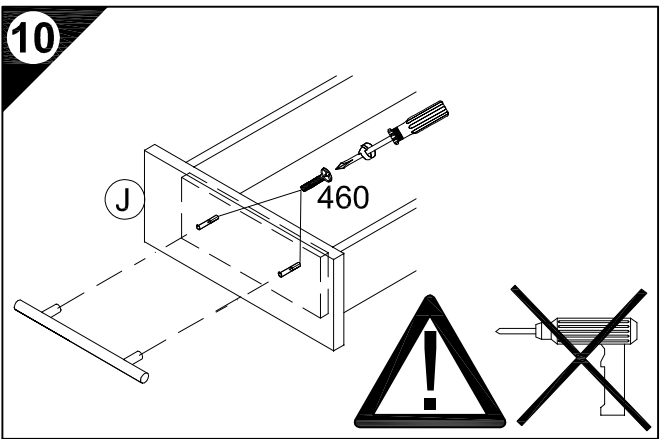
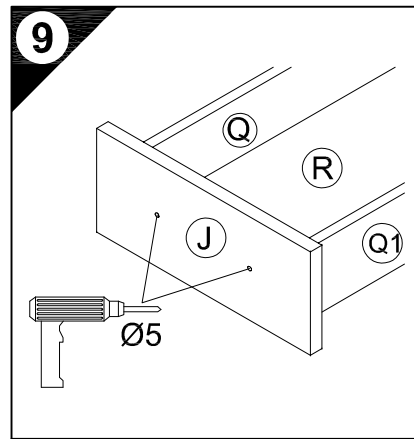
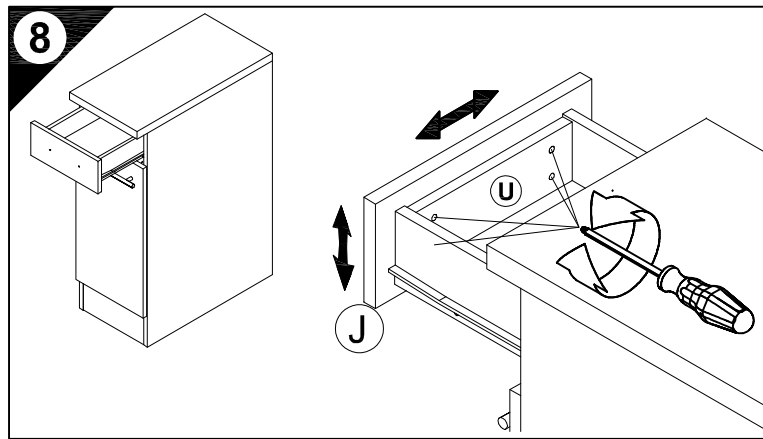
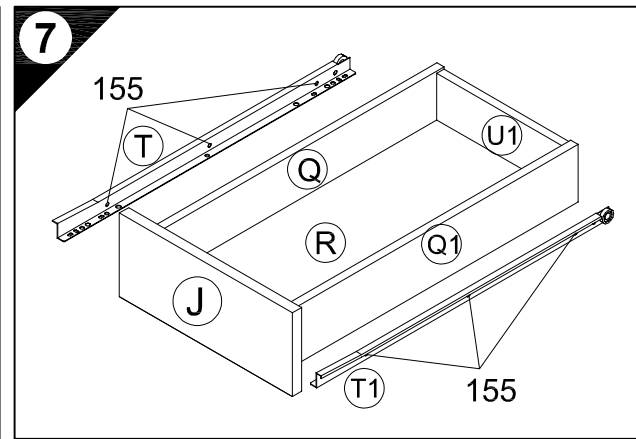
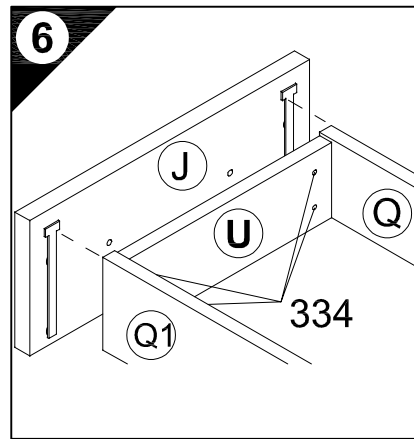
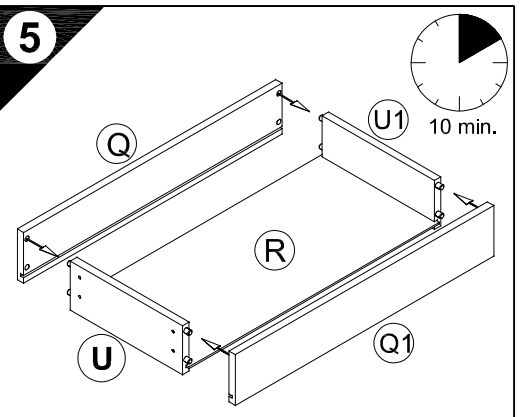
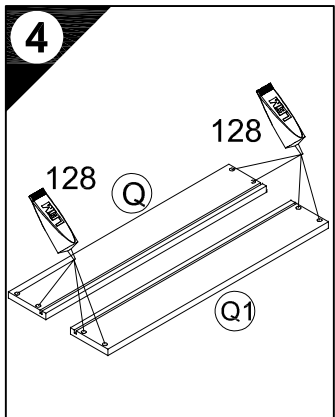
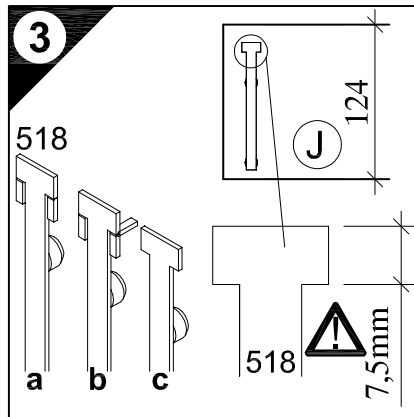
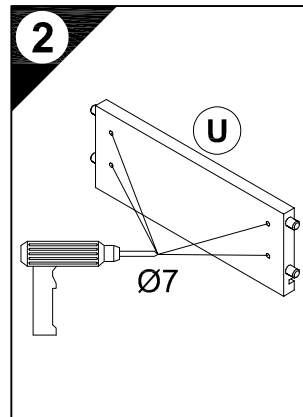
SK Použite drevený podklad!
 Pritlačte front, použite ostrý vrták a prevrtajte miernym tlakom!

RO suport de lemn! Împingeți frontul, utilizați un burghiu ascuțit și perforați exercitând doar o presiune redusă!

TR Ahşap taban kullanın!
 Önden bastrın, keskin matkap ucu kullanın ve az basınç uygulayarak delin!

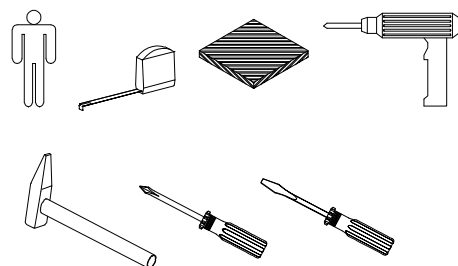


Service-Hotline
 01805-678101
 0,14€ pro Minute
++49 für Österreich
 Ausdandstarif pro Minute
service@jaka-bkl.de
 voor Nederland en België
 00800-40119350
 benelux@jaka-bkl.de



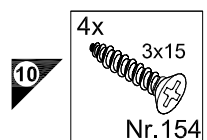
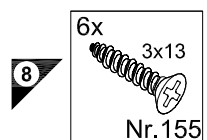
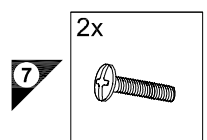
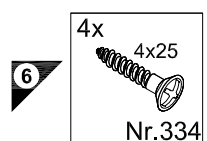
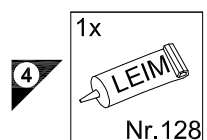
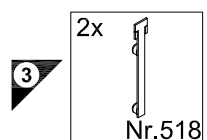
Ersatzteile/Spare parts/pièces de rechange/Reserveonderdelen/Piezas de recambio/Ricambi/Запасные части/Części zamienne/pótalkatrészek/Náhradní části/Nadomestni deli/varaosat/reservdelar/náhradné diely/Utilizați piese de schimb/Yedek parçalar

SK 30	J E940565	Q E945400	Q1 E945400	R E970153	S E946155	S1 E946155	T E946155	T1 E946155	U E945405	U1 E945405
SK 40	J E940564	Q E945400	Q1 E945400	R E970152	S E946155	S1 E946155	T E946155	T1 E946155	U E945406	U1 E945406
SK 50	J E940563	Q E945400	Q1 E945400	R E970151	S E946155	S1 E946155	T E946155	T1 E946155	U E945407	U1 E945407
SK 60	J E940562	Q E945400	Q1 E945400	R E970150	S E946155	S1 E946155	T E946155	T1 E946155	U E945408	U1 E945408



Montageanleitung

1 → 2 → 3 ...



1

D Holzunterlage verwenden!
Front andrücken, scharfen Bohrer verwenden und mit wenig Druck durchbohren!

GB Use a wooden base!
Press front down, use sharp drill bit and, by applying slight pressure, drill a hole

F Utiliser un support en bois!
Appuyer sur la façade, utiliser un foret bien affûté et percer en appliquant une faible pression!

NL Houten onderlegger gebruiken!
Druk het front aan, gebruik een scherpe boor en oefen bij het boren weinig druk uit!

E ¡Utilizar una base de madera!
¡Presionar el frente, utilizar una broca afilada y taladrar con poca presión!

I Utilizzare una base di legno!
Appoggiare la facciata, utilizzare una punta di trapano affilata e trapanare esercitando solo una leggera pressione!

RUS Использовать деревянную подложку!
Прижать фасад, использовать острое сверло и просверлить с незначительным давлением!

PL Używać podkładkę z drewna!
Docisnąć front, użyć ostrego wiertła i przewiercić, używając małej siły nacisku!

H Alkalmazzon fa alátétet!
Nyomja le az előlapot, használjon éles fúrót, és kis nyomással fúrja át!

CZ Použijte dřevěný podklad!
Přitlačte čelo, použijte ostrý vrták a provrtávejte pomocí malého tlaku!

SLO Uporabite leseno podlago!
Pritisnite ličnico ter z ostrim svedrom in z majhnim pritiskom izvrtajte luknjo!

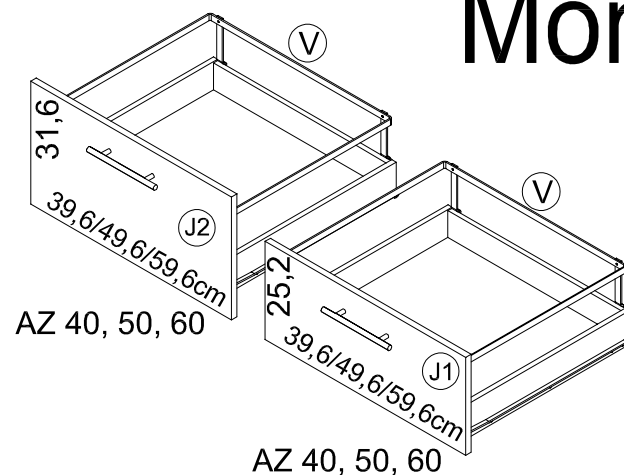
FIN Käytä puualustaa!
Paina etulevy paikoilleen, käytä terävää poranterää ja poraa reikä vain kevyesti painamalla!

S Använd ett träunderlag!
Tryck fronten mot underlaget, använd vass borr och borra igenom med ett lätt tryck!

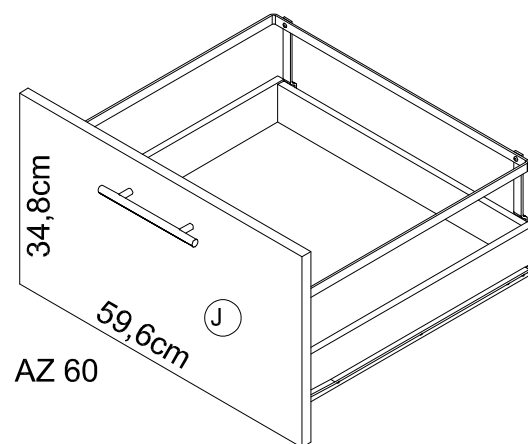
SK Použite drevený podklad!
Přitlačte front, použijte ostrý vrták a prevrtájte miernym tlakom!

RO suport de lemn! Împingeți frontul, utilizați un burghiu ascuțit și perforați exercitând doar o presiune redusă!

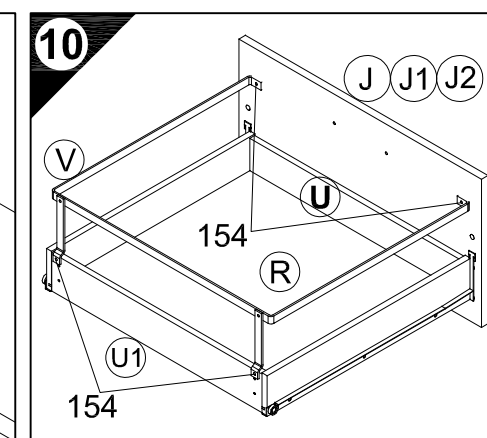
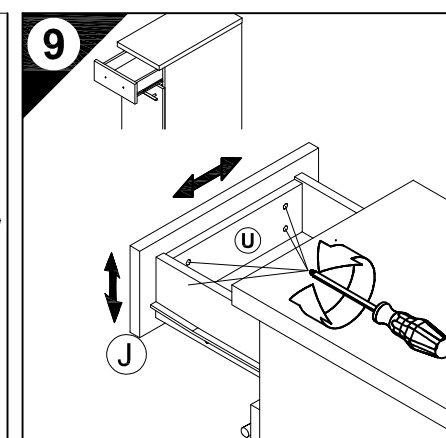
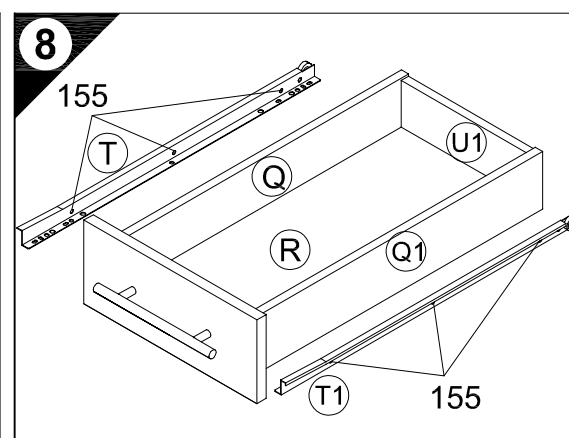
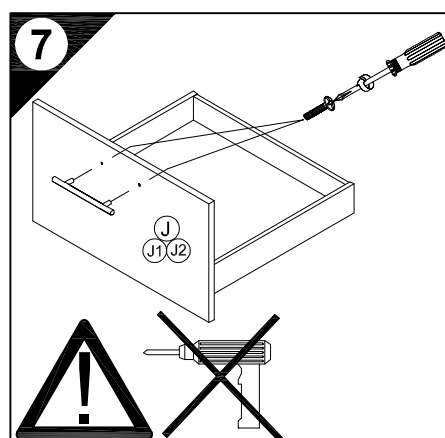
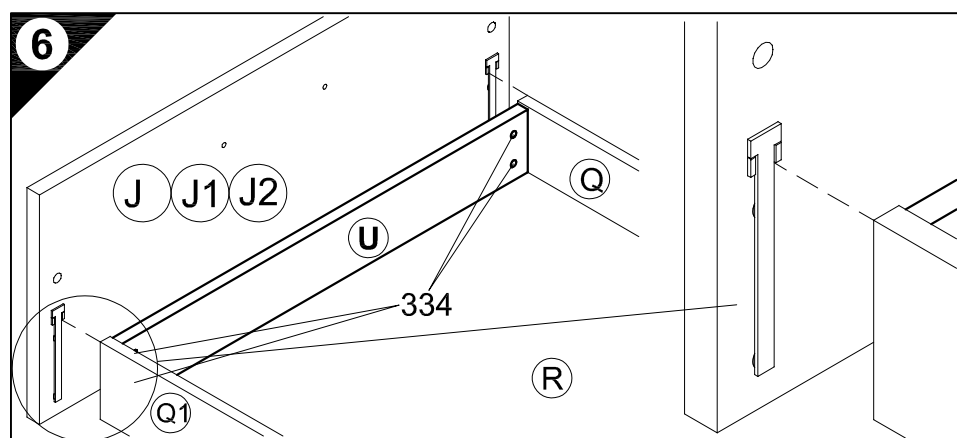
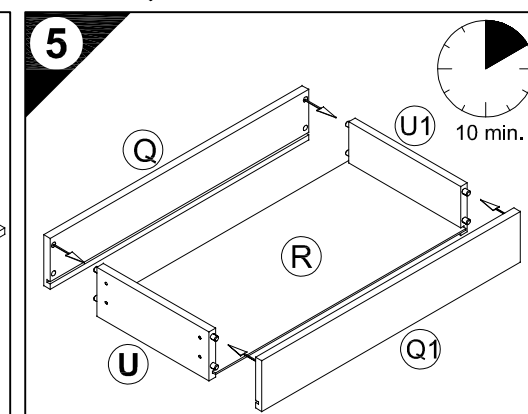
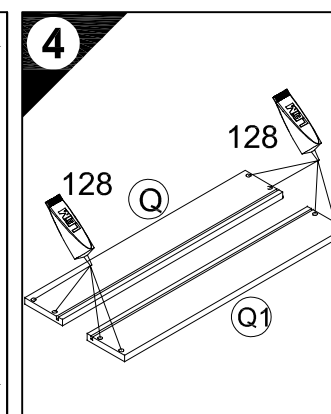
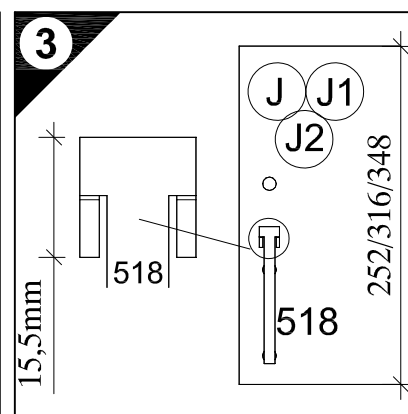
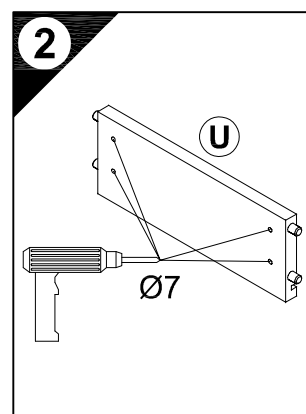
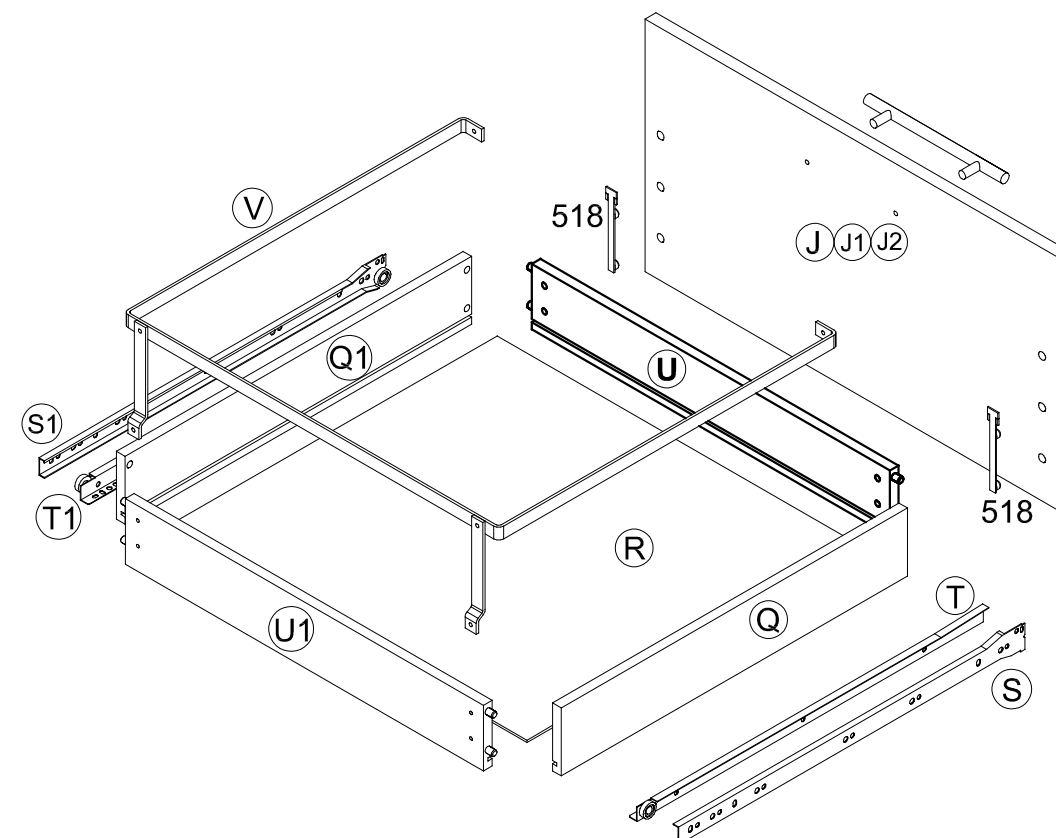
TR Ahşap taban kullanın!
Önden bastırın, keskin matkap ucu kullanın ve az basınç uygulayarak delin!



AZ 40, 50, 60

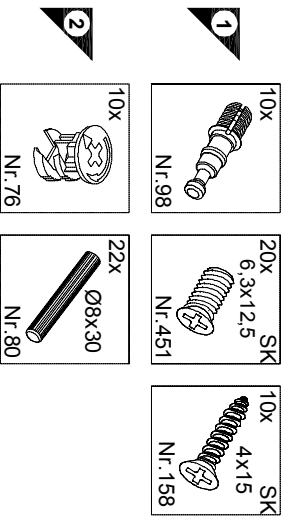
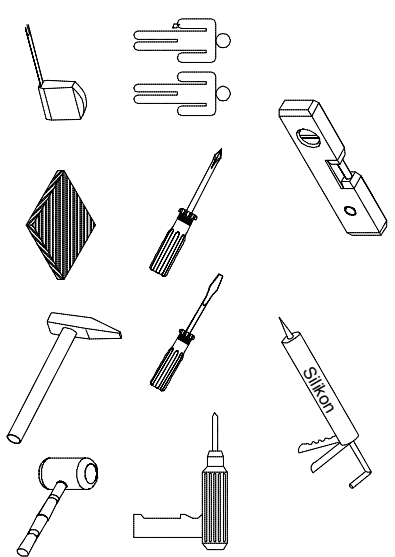


AZ 60

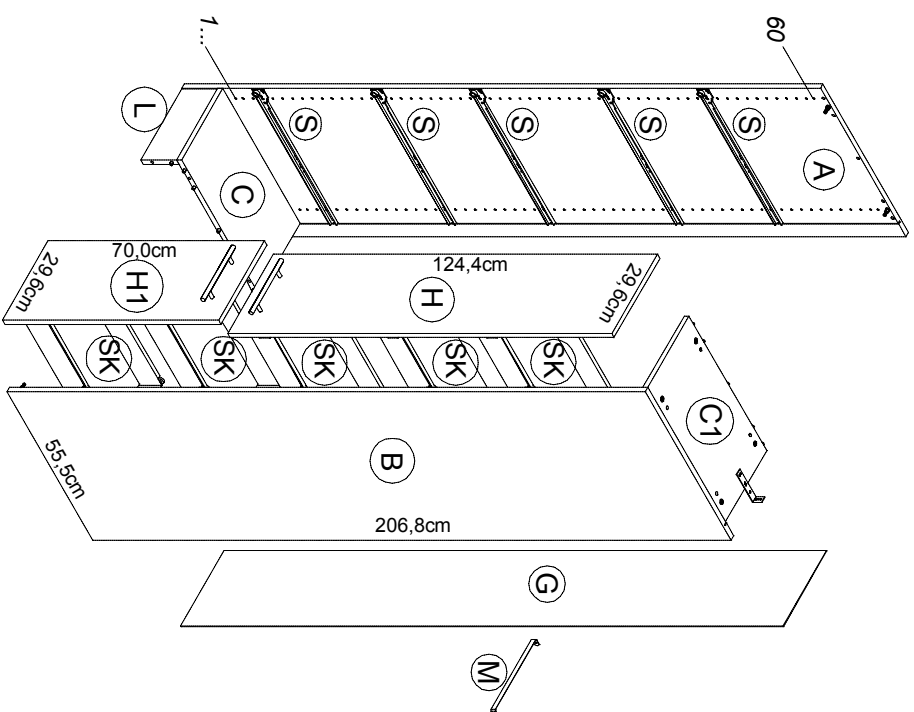
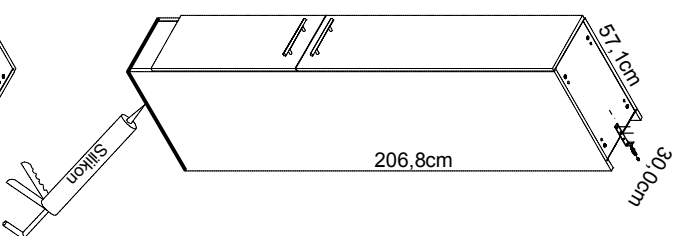


Ersatzteile/Spare parts/pièces de rechange/Reserveonderdelen/Piezas de recambio/Ricambi/Запасные части/Części zamienne/pótkatrészek/Náhradní části/Nadomestni deli/varaosat/reservdelar/náhradné diely/Utilizați piese de schimb/Yedek parçalar

AZ 60	J E940666	J1 E940591	J2 E940645	Q E945400	Q1 E945400	R E970150	S E946155	S1 E946155	T E946155	T1 E946155	U E945408	U1 E945408	V E446167
AZ 50	J1 E940592	J2 E940644	Q E945400	Q1 E945400	R E970151	S E946155	S1 E946155	T E946155	T1 E946155	U E945407	U1 E945407	V E446166	
AZ 40	J1 E940593	J2 E940643	Q E945400	Q1 E945400	R E970152	S E946155	S1 E946155	T E946155	T1 E946155	U E945406	U1 E945406	V E446165	

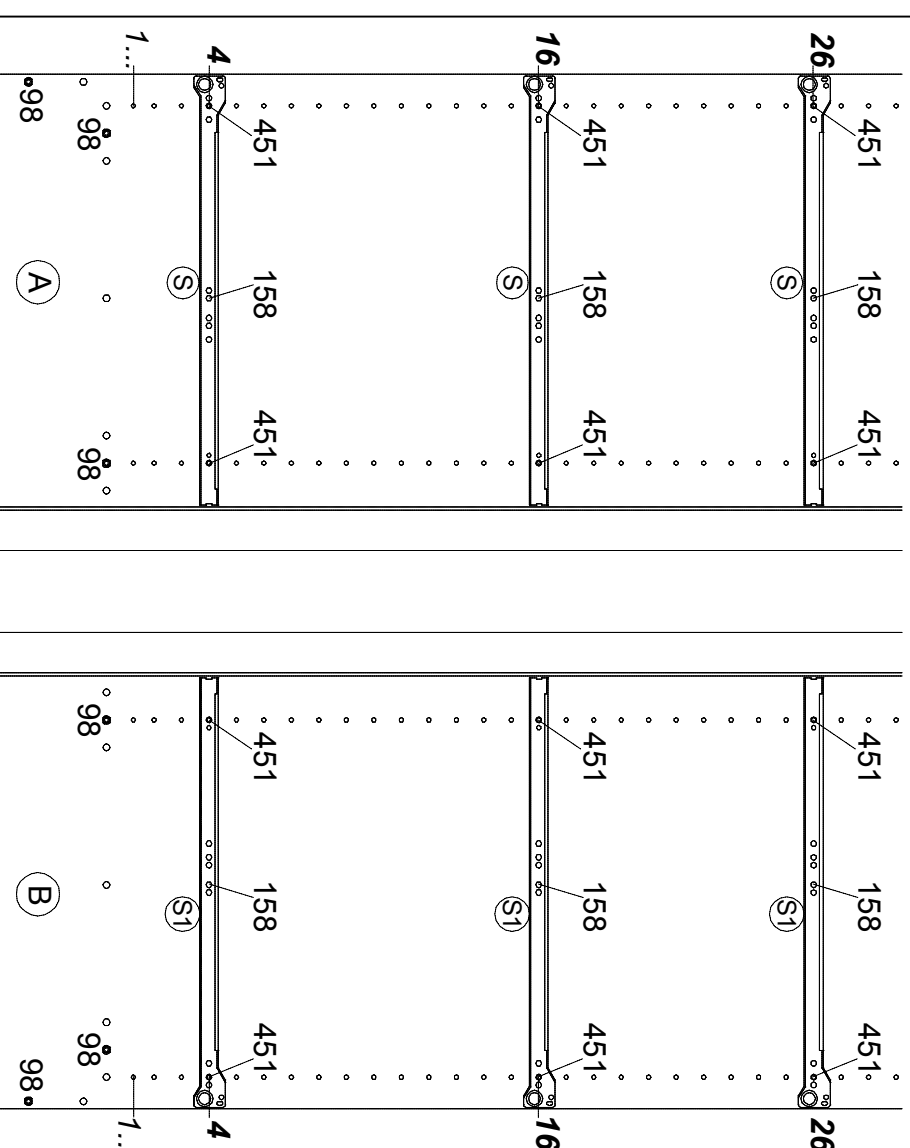
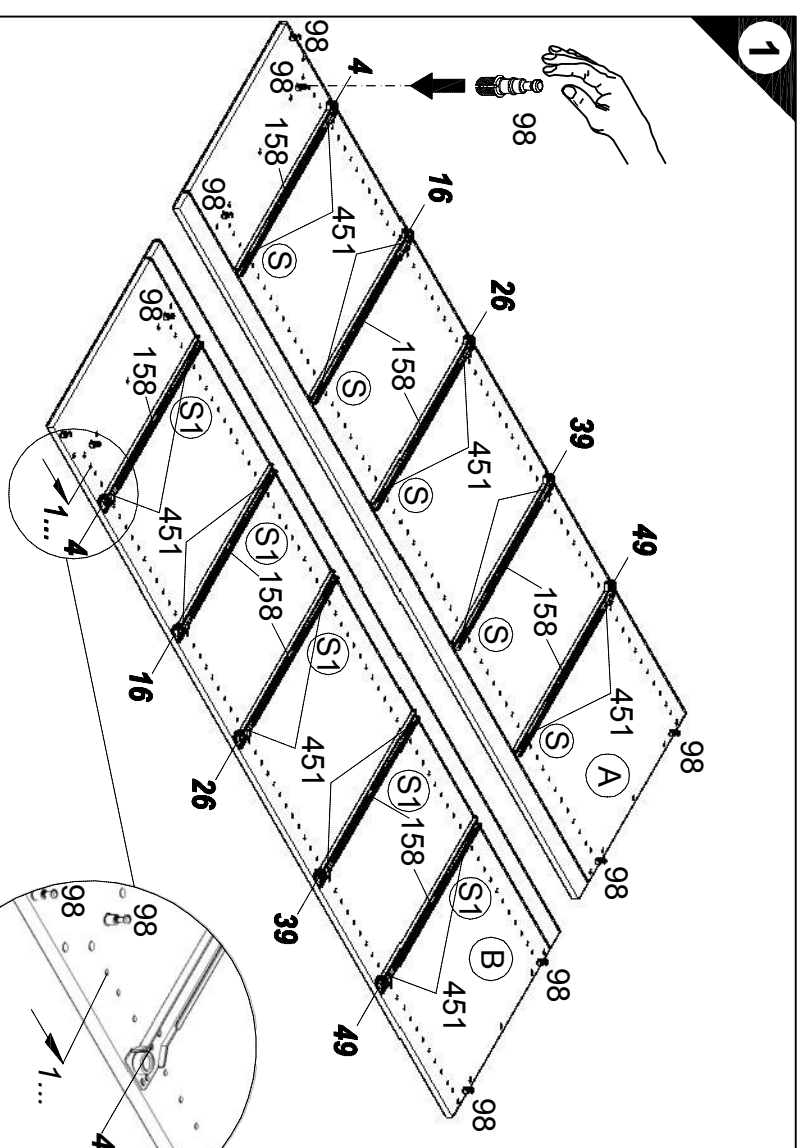
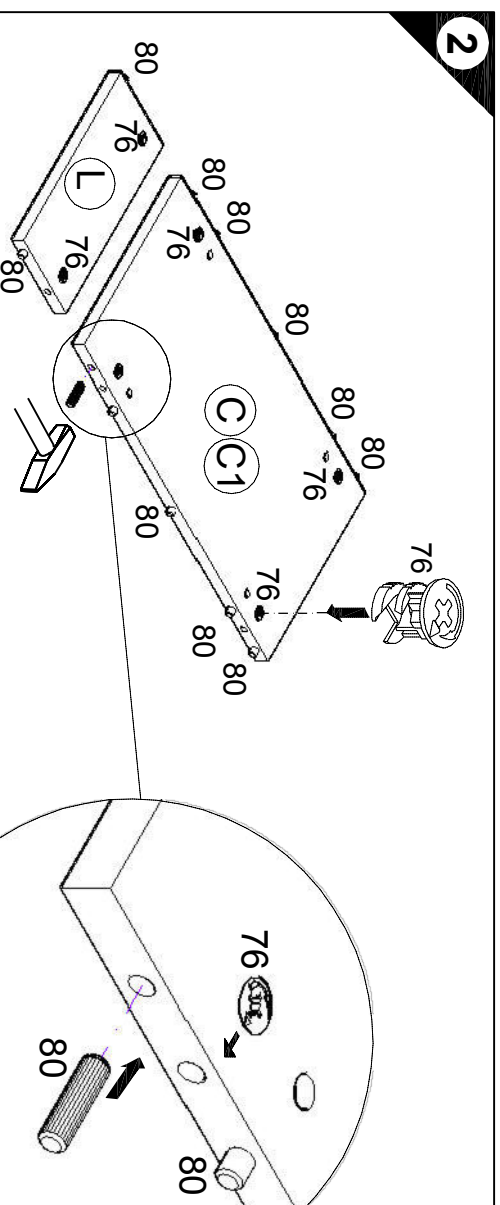


Montageanleitung



HFZ 306-6
HFZ 306-7
HFZ 306-9

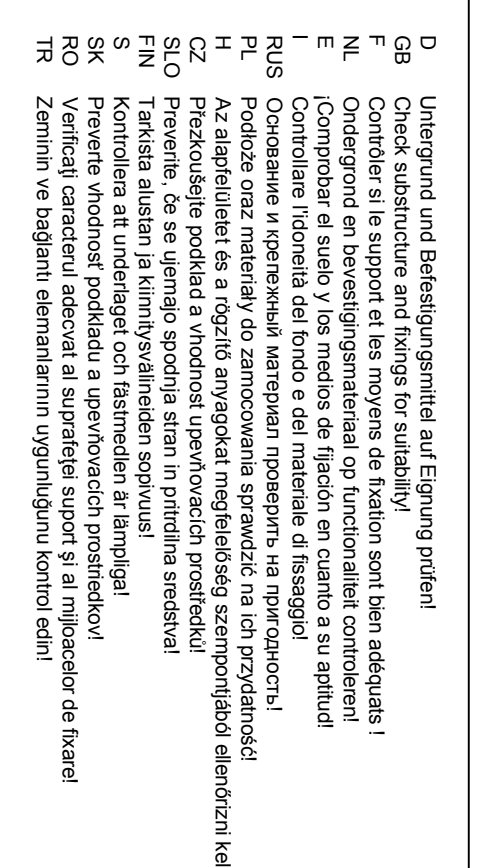
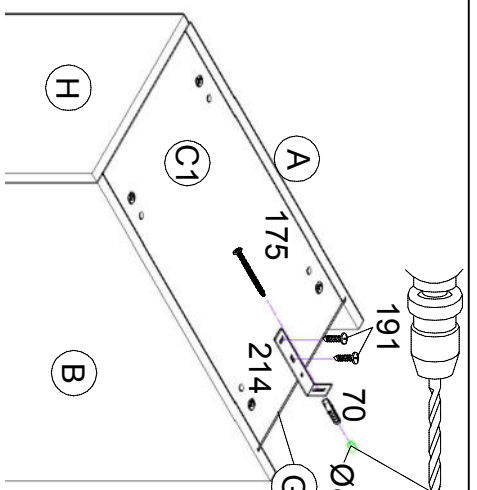
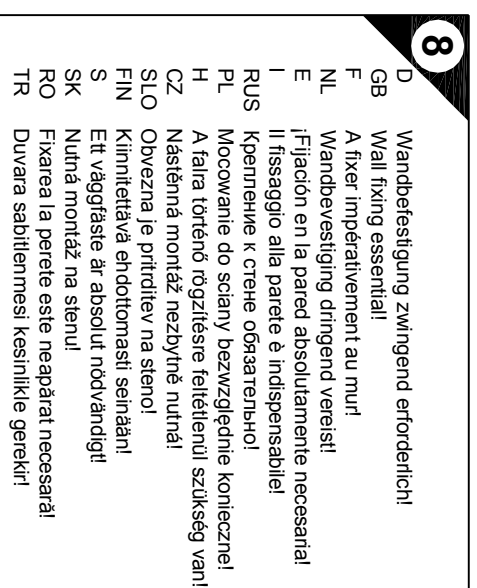
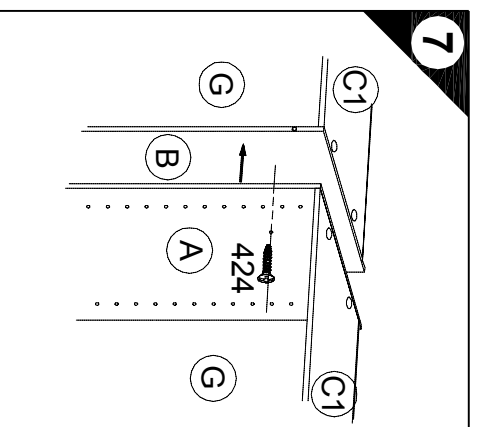
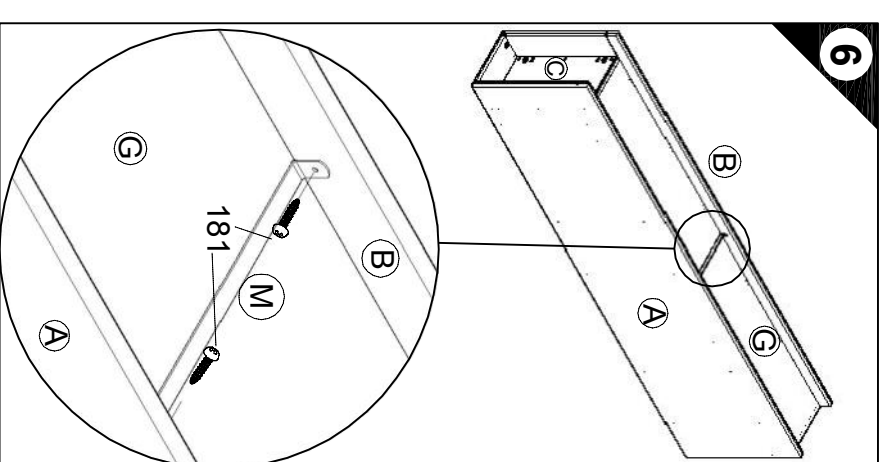
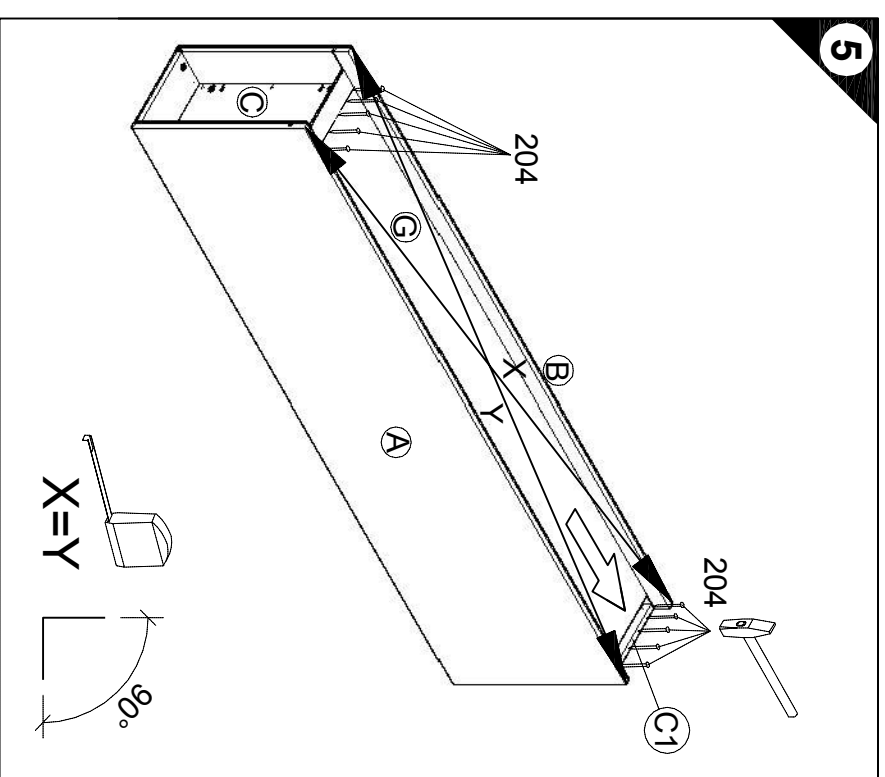
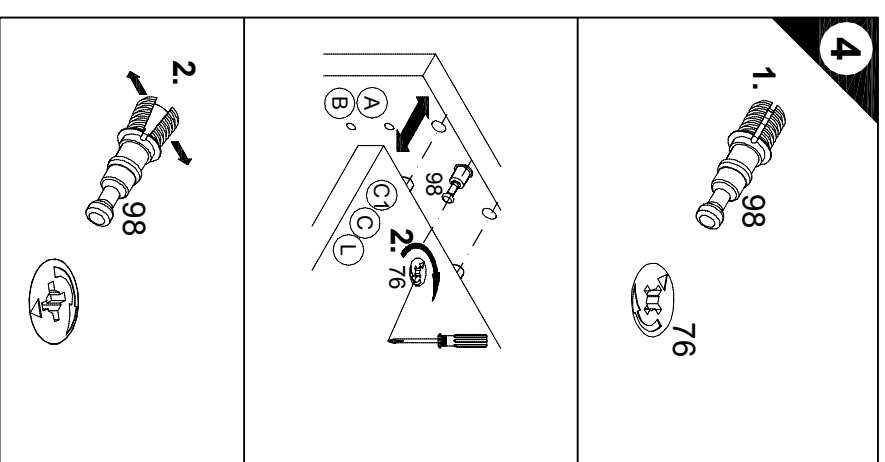
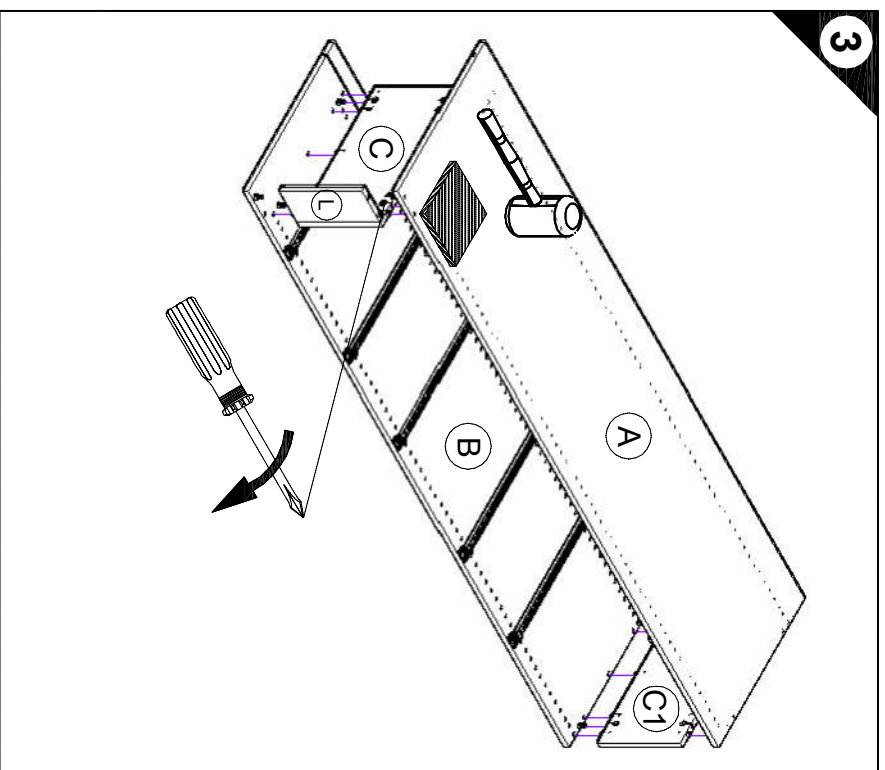
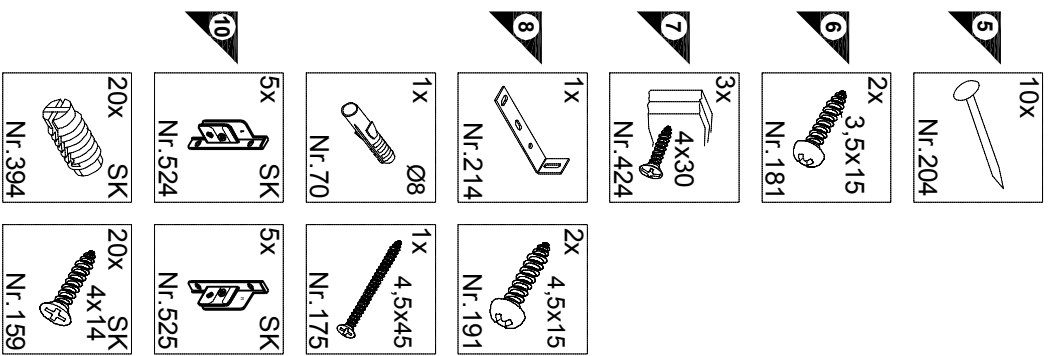
Service-Hotline
01805-678101
0,14€ pro Minute
+49 für Österreich
Auslandstarif pro Minute
service@jaka-bkl.de
voor Nederland en België
00800-40119350
benelux@jaka-bkl.de



Ersatzteile/Spare parts/pièces de rechange/Reserveonderdelen/Piezas de recambio/Ricambi/Запасные части/Części zamienne/półakceszki/Náhradní části/Nadomestni deli/Varaosat/reservdelar/náhradné diely/Utilizaji piese de schimb/Υedek parçalar

30cm HFZ306-7-9 (A) E961011 (B) E961012 (C) E954216 (C1) E954216 (G) E970023 (H) E940607 (H1) E940596 (L) E970976 (M) E948045 (S) E946003 (S1) E946004
30cm HFZ306-6 (A) E961011 (B) E961012 (C) E954216 (C1) E954216 (G) E970023 (H) E980607 (H1) E980596 (L) E970976 (M) E948045 (S) E946003 (S1) E946004

1 → 2 → 3 ...



9

D Holzunterlage verwenden!
Front andrücken, scharfen Bohrer verwenden und mit wenig Druck durchbohren!

GB Use a wooden base!
Press front down, use sharp drill bit and, by applying slight pressure, drill a hole

F Utiliser un support en bois !
Appuyer sur la façade, utiliser un foret bien affûté et percer en appliquant une faible pression !

NL Houten onderlegger gebruiken!
Druk het front aan, gebruik een scherpe boor en oefen bij het boren weinig druk uit!

E !Utilizar una base de madera!
!Utilizar en frente, utilizar una broca afilada y taladrar con poca presión!

I Utilizzare una base di legno! Appoggiare la facciata, utilizzare una punta di trapano affilata e trapanare esercitando solo una leggera pressione!

RUS Использовать деревянную подложку!
Прижать фасад, использовать острое сверло и проворачивать с незначительным давлением!

PL Użyćwać podkładkę z drewna!
Docisnąć front, użyć ostrygo wiertła i przewiercić, używając małej sily nacisku!

H Alkalmazzon fa alátételt!
Nyomja le az előlapot, használjon éles fűrőt, és kis nyomással fúrja át!

CZ Použítte dřevěný podklad!
Přitlačte čelo, použítte ostrý vrták a prověřte pomocí malého tlaku!

SLO Uporabite leseno podlagi!
Pritisnite ilonico ter z ostrim svedom in z majhnim pritiskom izvrtajte luknjo!

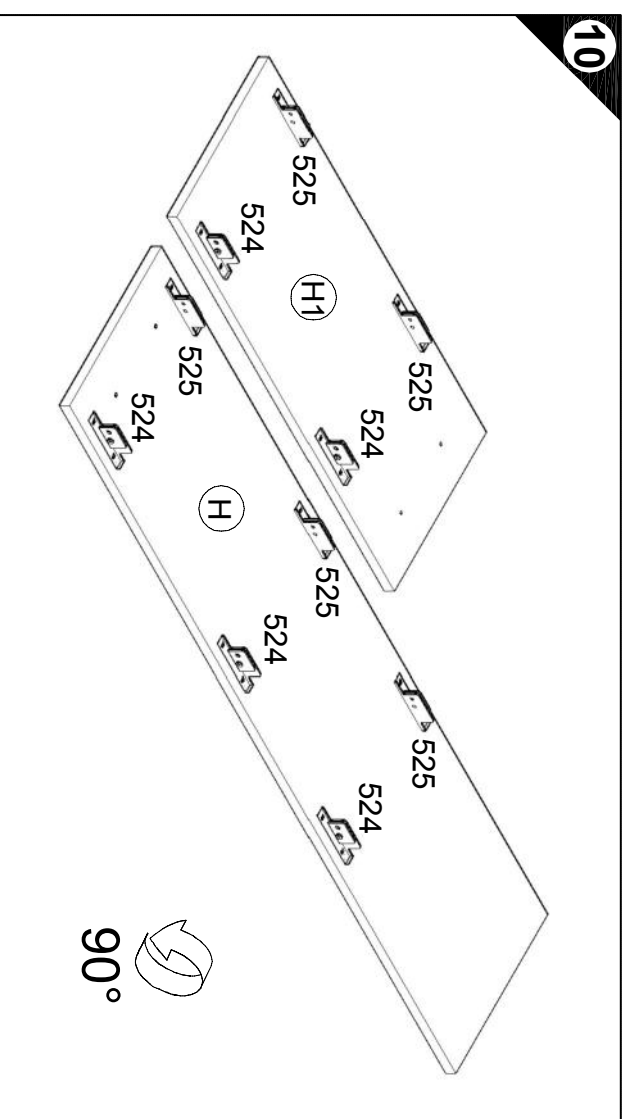
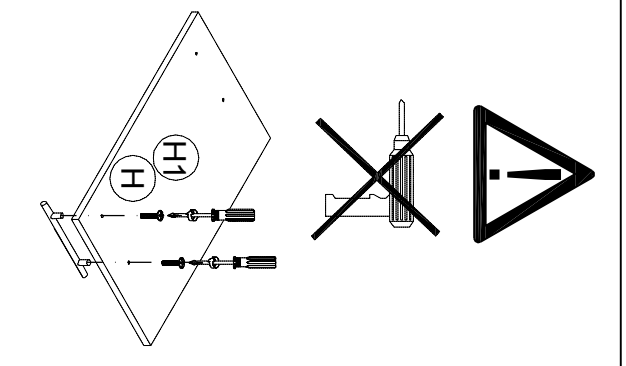
FIN Käytä puualustaa!
Paina etulevy paikalleen, käytä terävää poranterää ja polaa reikä vain kevyesti painamalla!

S Använd ett träunderlag!
Tryck fronten mot underlaget, använd vass borr och borra igenom med ett lätt tryck!

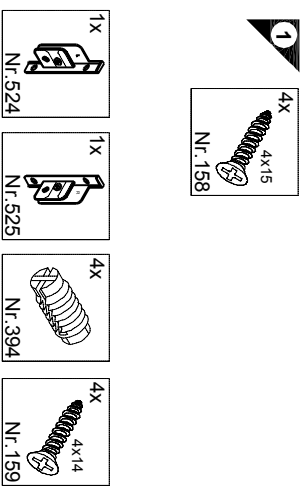

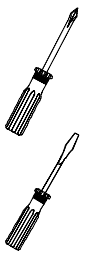
SK Použitie drevený podklad!
Pritlačte front, použítte ostrý vrták a prevráťajte miernym tlakom!

RO suport de lemn! Împingeti frontul, utilizați un burghiu ascuțit și perforați exercitând doar o presiune redusă!

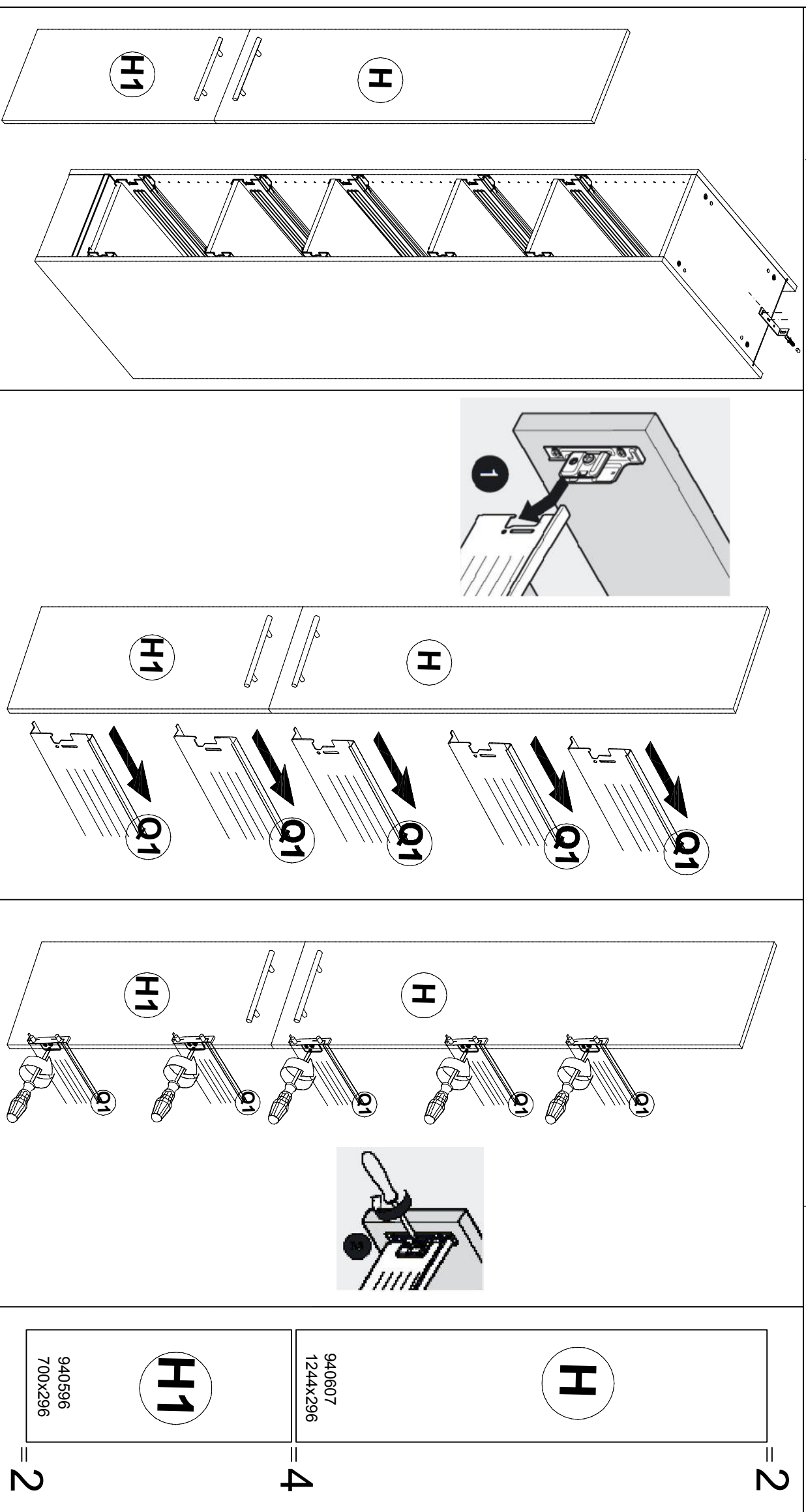
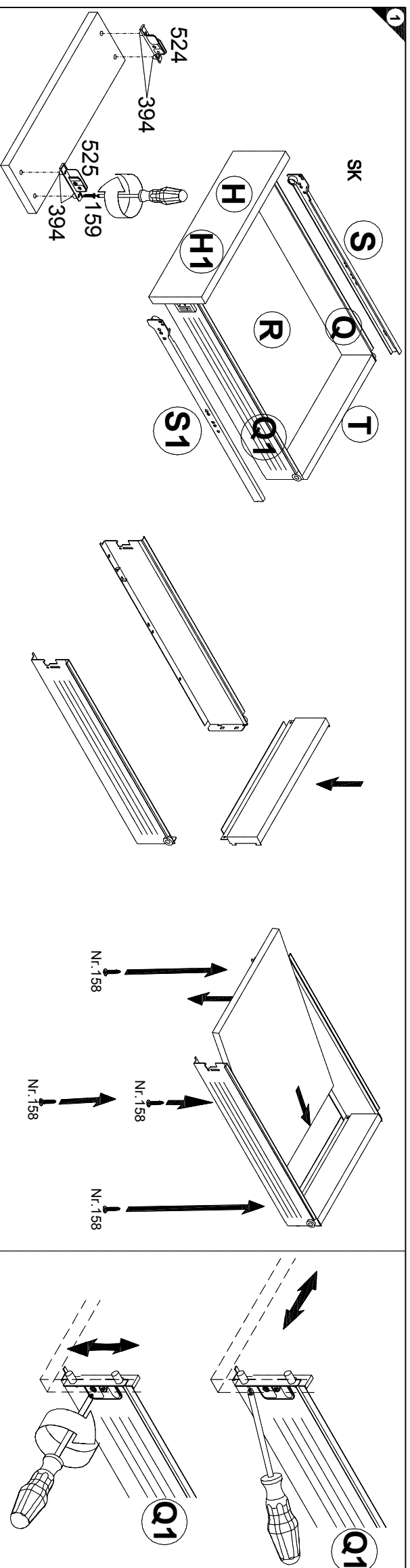
TR Ahşap taban kullanın!
Önden bastırın, keskin matkap ucu kullanın ve az basınç uygulayarak delini



Montageanleitung



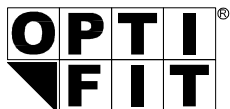
Service-Hotline
01805-678101
0,14€ pro Minute
++49 für Österreich
Auslandstarif pro Minute
service@jaka-bkl.de
voor Nederland en België
00800-40119350
benelux@jaka-bkl.de



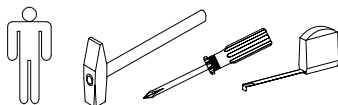
Ersatzteile/Spare parts/pièces de rechange/Reserveonderdelen/Piezas de recambio/Ricambi/Запасные части/Części zamienne/półkatrészek/Náhradní části/Nadomestni deli/Varaosat/reservdelar/náhradné diely/Utilizați piese de schimb/Υ edek parçalar

30cm HFZ3062-9
30cm HFZ3062-6

Q E946001 **Q1** E946002 **R** E941902 **S** E946003 **S1** E946004 **T** E946019



JAKA-BKL GmbH
Jaka Straße 3
D-32351 Stemwede-Wehdem



- | | |
|-------------------------------|-----------------------------|
| 4x

Nr. 394 | 4x
4 x 14

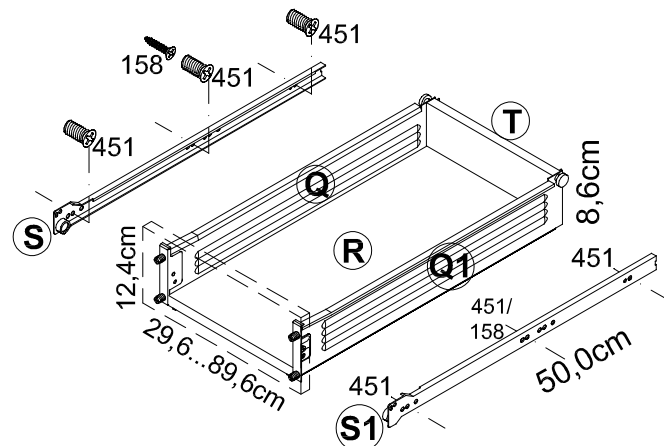
Nr. 159 |
| 1x

Nr. 524 | 1x

Nr. 525 |
| 6x
6,3 x 13

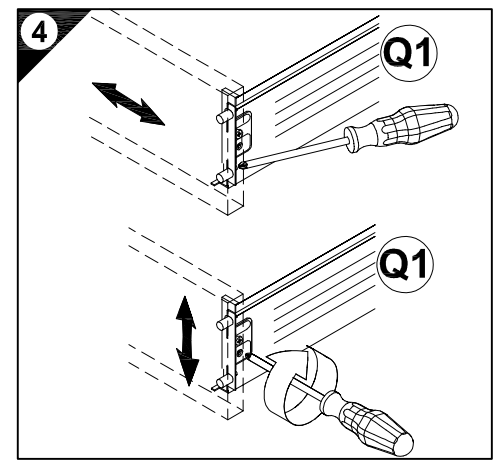

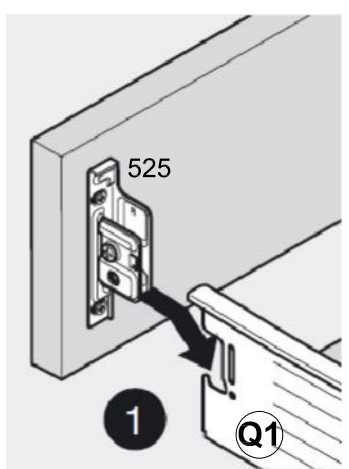
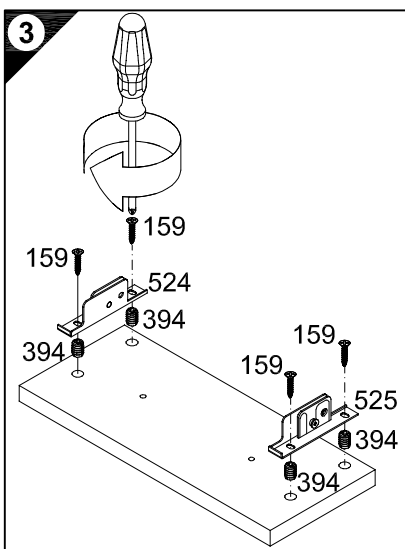
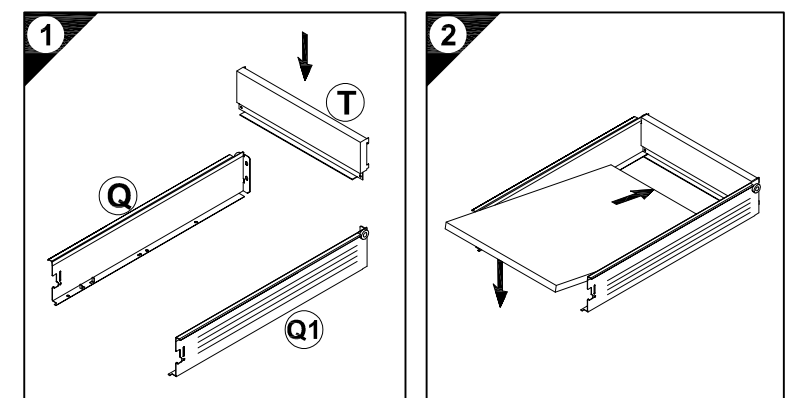
Nr. 451 | 2x
4 x 15

Nr. 158 |



SK30-8E... SK90-8E

Montageanleitung

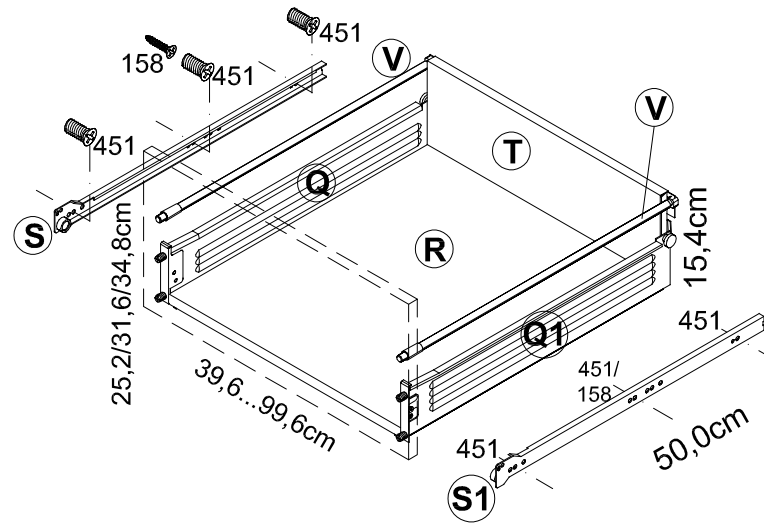
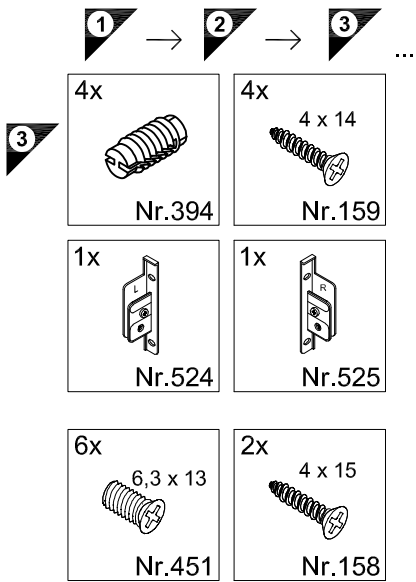


Ersatzteile/Spare parts/pièces de rechange/Reserveonderdelen/Piezas de recambio/Ricambi/Запасные части/Części zamienne/pótkatrészek/Náhradní části/Nadomestni deli/varaosat/reservdelar/náhradné diely/Utilizați piese de schimb/Yedek parçalar

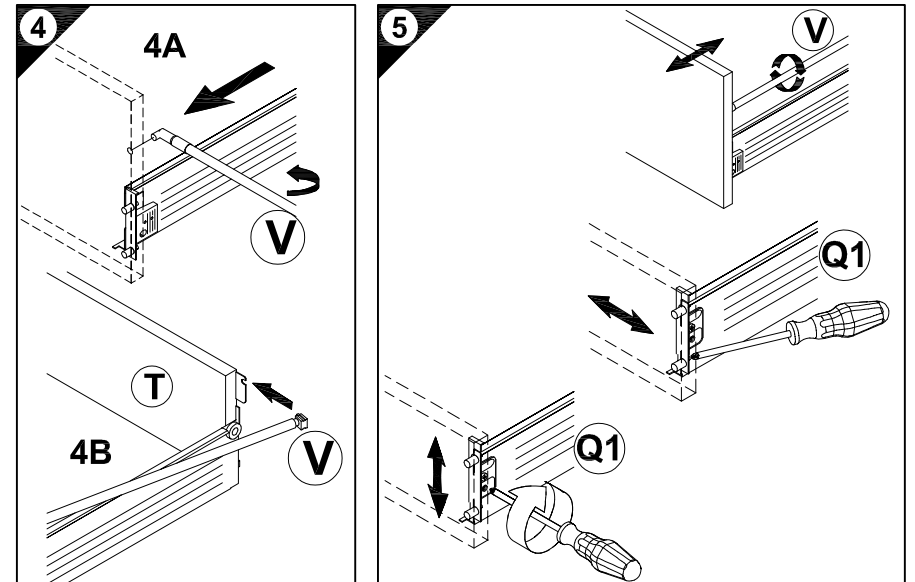
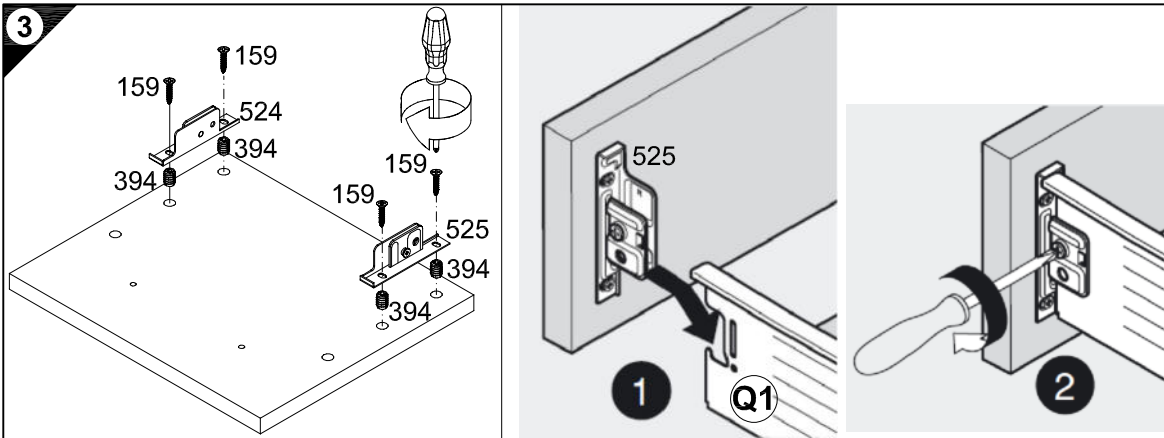
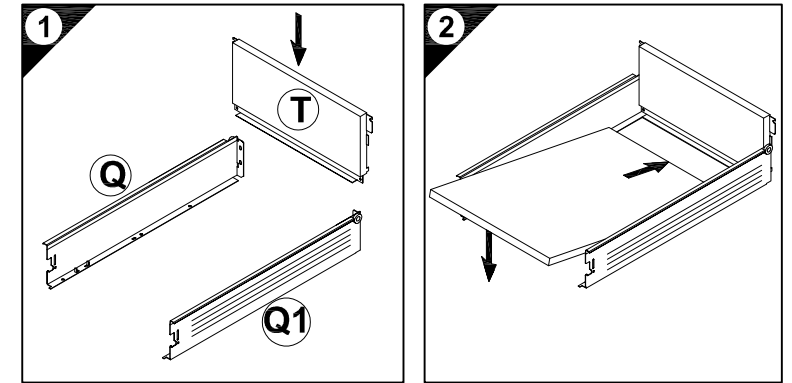
30cm	SK30-8E	Q E946001	Q1 E946002	R E941902	S E946003	S1 E946004	T E946019
40cm	SK40-8E	Q E946001	Q1 E946002	R E941907	S E946003	S1 E946004	T E946020
50cm	SK50-8E	Q E946001	Q1 E946002	R E941908	S E946003	S1 E946004	T E946021
60cm	SK60-8E	Q E946001	Q1 E946002	R E941909	S E946003	S1 E946004	T E946017
90cm	SK90-8E	Q E946001	Q1 E946002	R E941913	S E946003	S1 E946004	T E946018

Service-Hotline
01805-678101
0,14€ pro Min.
++49 für Österreich
Auslandstarif pro Min.
service@jaka-bkl.de
voor Nederland en België
00800-40119350
benelux@jaka-bkl.de

Montageanleitung



AZ40-8E... AZ100-8E



Ersatzteile/Spare parts/pièces de rechange/Reserveonderdelen/Piezas de recambio/Ricambi/Запасные части/Części zamienne/pótkatrészek/Náhradní části/Nadomestni deli/varaosat/reservdelar/náhradné diely/Utilizați piese de schimb/Yedek parçalar

40cm	AZ40-8E	Q E946001	Q1 E946002	R E941907	S E946003	S1 E946004	T E946022	V E946005
50cm	AZ50-8E	Q E946001	Q1 E946002	R E941908	S E946003	S1 E946004	T E946023	V E946005
60cm	AZ60-8E	Q E946001	Q1 E946002	R E941909	S E946003	S1 E946004	T E946024	V E946005
80cm	AZ80-8E	Q E946001	Q1 E946002	R E941911	S E946003	S1 E946004	T E946025	V E946005
90cm	AZ90-8E	Q E946001	Q1 E946002	R E941913	S E946003	S1 E946004	T E946013	V E946005
100cm	AZ100-8E	Q E946001	Q1 E946002	R E941919	S E946003	S1 E946004	T E946033	V E946005